

CT 100 BS IV



THE WORLD'S
FAVOURITE
INDIAN

CT 100 BS IV

Bajaj Auto Limited
Akurdi Pune 411 035 India
Tel +91 20 27472851
Fax +91 20 27407385
www.bajajauto.com
CIN L65993PN2007PLC130076

Spare Parts Catalogue



All information contained in this manual is based on the latest product information at the time of publication. Bajaj Auto Limited accepts no liability for any inaccuracies or omissions in this publication, although every possible care has been taken to make it as complete and accurate as possible. All procedures and specifications subject to change without prior notice. The right is reserved to make such changes at any time without prior notice and without incurring an obligation to make such changes to product manufactured previously. Contact your authorized Bajaj Dealer for the latest information on product improvements incorporated after this manual was issued.

DOC. NO.: 71112164

REV. 21, APR. 19

Copy rights : All rights reserved. No part of this publication may be reproduced, stored in a retrieval system, Or transmitted in any form or by any means, electronic mechanical photocopying, recording or otherwise, without the prior written permission of Bajaj Auto LTD.

We have pleasure in presenting the Spare Parts Catalogue for 'CT 100' & CT 100B (BS IV & AHO)' Motorcycle. This catalogue has been specially designed to assist you in selecting the correct parts for procurement to maintain 100% availability.

The Bajaj spares are subjected to the stringent quality control standards to ensure longer life of the vehicle. It is therefore necessary that only the Genuine Bajaj Spares are used.

In a continual effort to improve Performance and Efficiency of the vehicles, Specifications, Diagrams, Illustrations and Part Numbers can change without notice. Consequently, the description in this Spare Parts Catalogue cannot therefore be final and binding on us.

The modifications / alterations which are carried out after the issue of this catalogue, will be conveyed to you through our Service Circulars. You are requested to make necessary corrections in the Parts Catalogue as per the circulars so as to keep your catalogue up-to-date. This will ensure the appropriate and speedy delivery of the Spare Parts as the order placed will bear the latest part numbers.

In case, if you need any technical assistance contact the concerned Regional Office or write to us on the following address :

Bajaj Auto Limited

Service Department

Akurdi, Pune 411 035 India

1. How to Read the Catalogue : Open the catalogue and from the pictorial index locate the group in which the part you want to find is present. Turn over to the concerned page number (as given by pictorial index). Now find out the figure of the part you wish to order. Write down the part number against that particular figure number from the text.

In case, if you have the part number and you need the other details, the part index can be used. The part index (at the end of the catalogue) will give you the figure and page number of the part you wish to order.

2. How to Order Spare Parts : The part number and the description of the part required should be invariably mentioned in the order as per the catalogue text.

The latest part number as conveyed through our service circulars should only appear on the order. In case of ordering painted components, colour shade of the components should be mentioned.

The quantity shown against the part number is the quantity per vehicle for that group so that particular quantity should be multiplied by the number of sets required.

3. Part Number System : We have used 8 digit system for part numbers. The model or hardware item is indicated by first two digits or alphanumeric, the next two or four digits indicate main group and the last four or two digits indicate serial number in main group or serial number or subgroup of fastener respectively. Thus the part numbers will be indicated by 2-2-4 or 2-4-2 digit system. Understanding this system will enable you to identify the spare parts easily.

4. Abbreviations : The following abbreviations are used in this catalogue.

Assly	Assembly	V	Volts
N.I.	Not illustrated	W	Watts
C'case	Crankcase	Accl.	Accelerator
Cyl	Cylinder	Comp.	Complete
O/s	Over size	Fr.	Front
RR	Rear	Std.	Standard
L	Length	A/t.	Alternate
R.H.	Right hand	L.H.	Left hand
Hex.	Hexagonal	AR	As required

Plate No.	Description	Page No.
1	Cover Cylinder Head - CT 100ES	2
2	Cylinder Head	4
3	Cylinder Head - CT 100ES	6
4	SAI System	8
5	SAI System - CT 100ES	10
6	Valve	12
7	Valve - CT 100ES	14
8	Camshaft / Tensioner	16
9	Camshaft / Tensioner - CT 100ES	18
10	Cylinder and Piston	20
11	Cylinder and Piston - CT 100ES	22
12	Crankshaft	24
13	Crankshaft - CT 100ES	26
14	Transmission	28
15	Transmission - CT 100ES	30
16	Change Drum / Shift Fork	32
17	Change Drum / Shift Fork - CT 100ES	34
18	Gear Change Mechanism	36
19	Gear Change Mechanism - CT 100ES	38
20	Engine Assly / Crankcase RH	40
21	Engine Assly / Crankcase RH - CT 100ES	42
22	Crankcase LH	44
23	Crankcase LH - CT 100ES	46
24	Oil Pump	48
25	Oil Pump - CT 100ES	50
26	Kick Starter Mechanism	52
27	Kick Starter Mechanism - CT 100ES	54
28	Cover Clutch	56
29	Cover Clutch - CT 100ES	58
30	Cover Magneto	60
31	Cover Magneto - CT 100ES	62
32	Clutch Assly	64
33	Clutch Assly - CT 100ES	66
34	Carburettor Assembly	68
35	Carburettor Assembly - CT 100ES	70
36	Carburettor Assembly - UCAL Make for CT 100ES CBS	72
37	Air Cleaner Complete	74
38	Air Cleaner Complete - CT 100ES	76
39	EVAP Mechanism	78
40	Silencer Assly	80
41	Starter Assembly - CT 100ES	82

Plate No.	Description	Page No.
42	Magneto, C.D.I. & H.T. Coil	84
43	Magneto, C.D.I. & H.T. Coil - CT 100ES	86
44	Seat Assly & Mounting	88
45	Engine Mountings	90
46	Frame and Frame Fitting	92
47	Swing Arm / Rear Shock Absorber	94
48	Foot Rest - Rider / Pillion	96 - 98
49	Mudguard - Front & Rear	100
50	Stand Assembly	102
51	Tyre / Tube / Rim (Alloy Wheels)	104
52	Tyre / Tube / Rim (Spoke Wheels)	106
53	Front Hub (Alloy Wheels)	108
54	Front Hub (Alloy Wheels) For CT 100ES CBS Model	110
55	Front Hub (Spoke Wheels)	112
56	Rear Hub (Alloy Wheels)	114
57	Rear Hub (Alloy Wheels) For CT 100ES CBS Model	116
58	Rear Hub (Spoke Wheels)	118
59	Rear Brake Pedal	120
60	CBS - Combined Braking System	122
61	Handle Bar Assly	124 - 126
62	Front Fork	128 - 130
63	Petrol Tank Cap & Gauge Fuel	132
64	Fittings - Petrol Tank, Side Cover & Cover Seat	134
65	Meter Assembly	136
66	Meter Assembly - CT 100ES	138
67	Control Cables	140
68	Chain Case	142
69	Head Lamp & Fairing	144
70	Round Head Lamp	146
71	Indicator Light Assly	148
72	Tail Lamp Assly / Number Plate	150
73	Electrical Equipments	152
74	Tool Kit	154
75	Accessories / Grab Handle	156
76	Painted Parts & Decals (CT 100)	158 - 160
77	Painted Parts & Decals (CT 100B)	162
78	Painted Parts & Decals (CT 100ES)	164 - 166
79	Consumable Parts	168 - 170
	Kits List	171 - 178
	Part Index	179

Pictorial Index

GT 100 BS IV

<p>PLATE NO. : 1 COVER CYLINDER HEAD - CT 100ES</p>	<p>PAGE NO. 1</p>	<p>PLATE NO. : 2 CYLINDER HEAD</p>	<p>PAGE NO. 3</p>

<p>PLATE NO. : 3 CYLINDER HEAD - CT 100ES</p>	<p>PAGE NO. 5</p>	<p>PLATE NO. : 4 SAI SYSTEM</p>	<p>PAGE NO. 7</p>

Pictorial Index

GT 100 BS IV

<p>PLATE NO. : 5 SAI SYSTEM - CT 100ES</p>	<p>PAGE NO. 9</p>	<p>PLATE NO. : 6 VALVE</p>	<p>PAGE NO. 11</p>

<p>PLATE NO. : 7 VALVE - CT 100ES</p>	<p>PAGE NO. 13</p>	<p>PLATE NO. : 8 CAMSHAFT / TENSIONER</p>	<p>PAGE NO. 15</p>

Pictorial Index

GT 100 BS IV

PLATE NO. : 9
CAMSHAFT / TENSIONER - CT 100ES

PAGE NO.
17




PLATE NO. : 10
CYLINDER AND PISTON

PAGE NO.
19

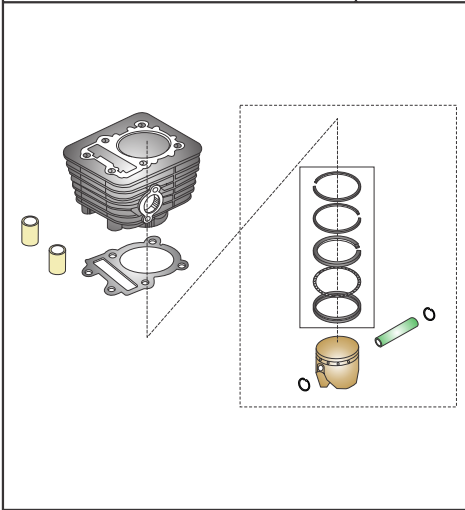


PLATE NO. : 11
CYLINDER AND PISTON - CT 100ES

PAGE NO.
21

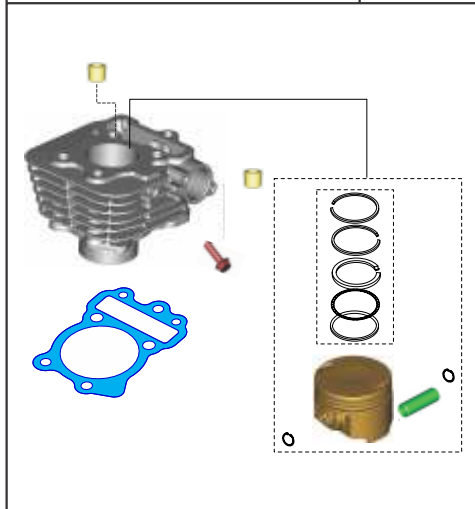
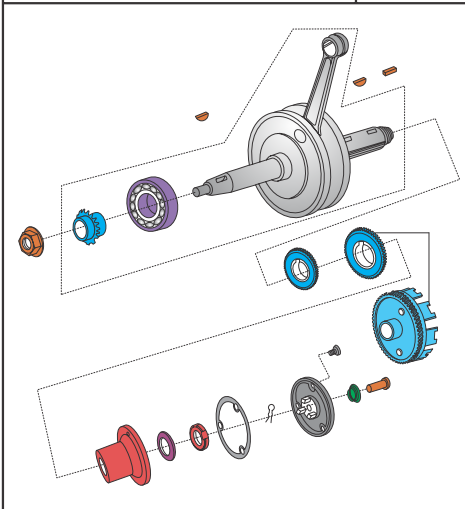


PLATE NO. : 12
CRANKSHAFT

PAGE NO.
23



Pictorial Index

GT 100 BS IV

PLATE NO. : 13
CRANKSHAFT - CT 100ES

PAGE NO.
25

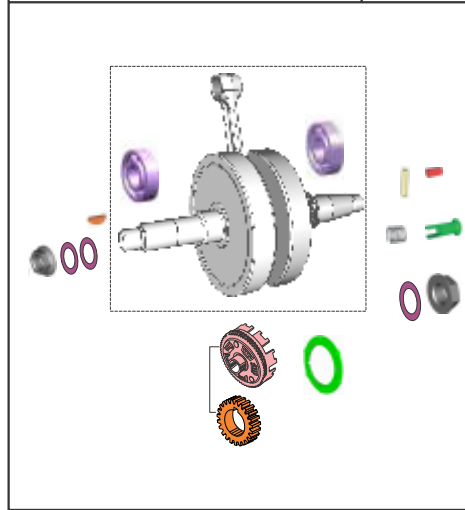


PLATE NO. : 14
TRANSMISSION

PAGE NO.
27

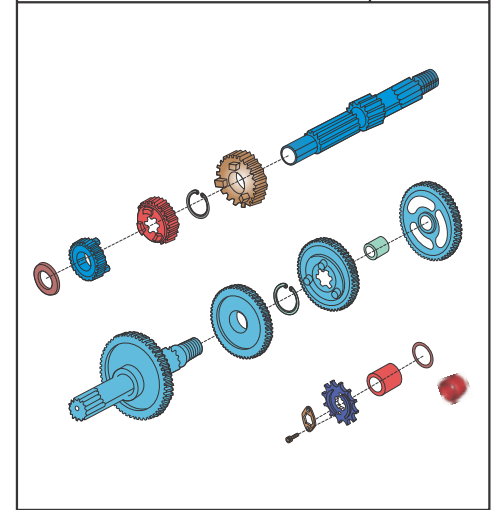


PLATE NO. : 15
TRANSMISSION - CT 100ES

PAGE NO.
29





PLATE NO. : 16
CHANGE DRUM / SHIFT FORK

PAGE NO.
31



Pictorial Index

GT 100 BS IV

PLATE NO. : 17 CHANGE DRUM / SHIFT FORK - CT 100ES	PAGE NO. 33

PLATE NO. : 18 GEAR CHANGE MECHANISM	PAGE NO. 35

PLATE NO. : 19 GEAR CHANGE MECHANISM - CT 100ES	PAGE NO. 37

PLATE NO. : 20 ENGINE ASSLY / CRANKCASE RH	PAGE NO. 39

Pictorial Index

GT 100 BS IV

PLATE NO. : 21 ENGINE ASSLY / CRANKCASE RH - CT 100ES	PAGE NO. 41

PLATE NO. : 22 CRANKCASE LH	PAGE NO. 43

PLATE NO. : 23 CRANKCASE LH - CT 100ES	PAGE NO. 45

PLATE NO. : 24 OIL PUMP	PAGE NO. 47

Pictorial Index

GT 100 BS IV

PLATE NO. : 25
OIL PUMP - CT 100ES

PAGE NO.
49

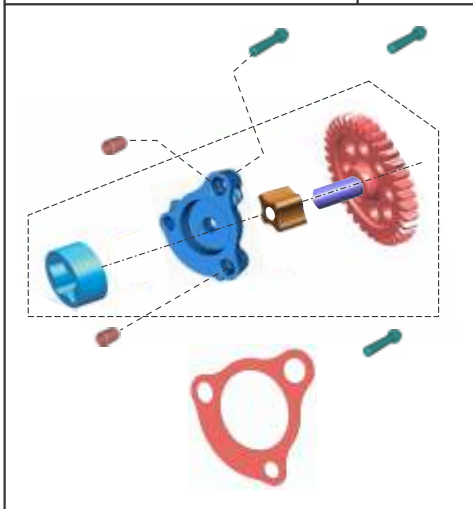


PLATE NO. : 26
KICK STARTER MECHANISM

PAGE NO.
51

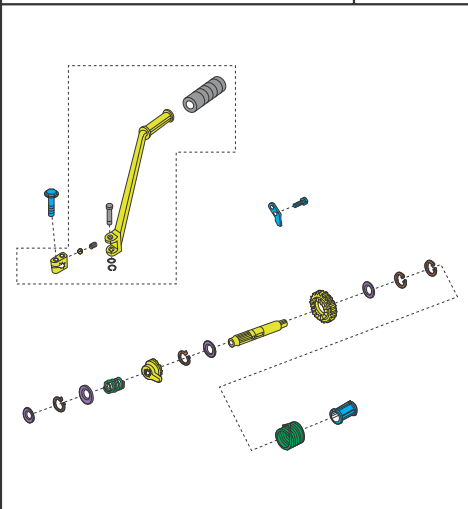


PLATE NO. : 27
KICK STARTER MECHANISM - CT 100ES

PAGE NO.
53

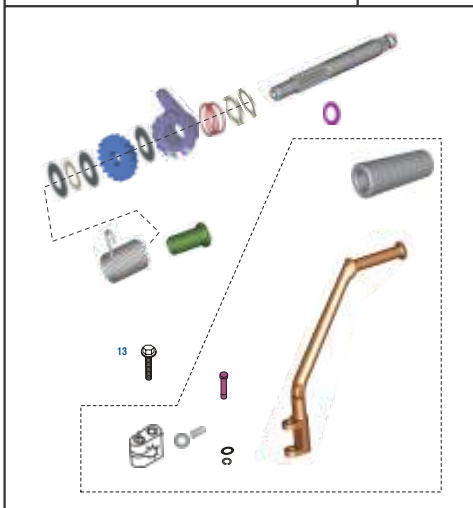
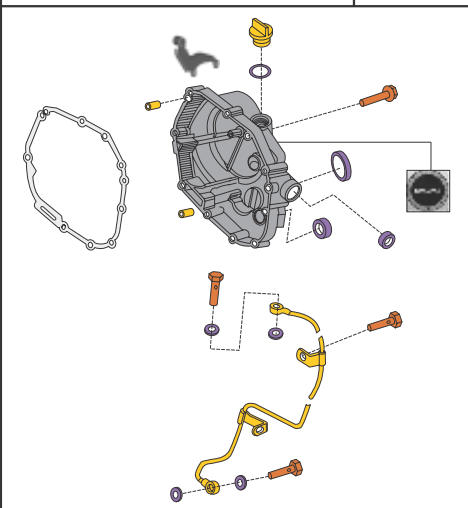


PLATE NO. : 28
COVER CLUTCH

PAGE NO.
55



Pictorial Index

GT 100 BS IV

PLATE NO. : 29
COVER CLUTCH - CT 100ES

PAGE NO.
57



PLATE NO. : 30
COVER MAGNETO

PAGE NO.
59

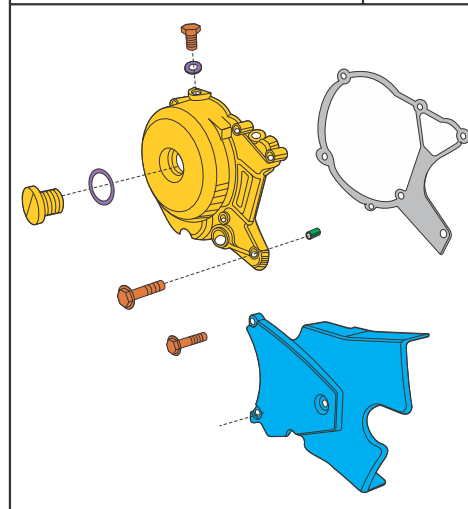


PLATE NO. : 31
COVER MAGNETO - CT 100ES

PAGE NO.
61

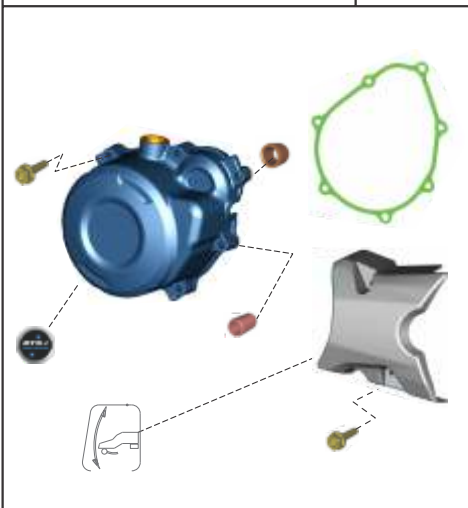
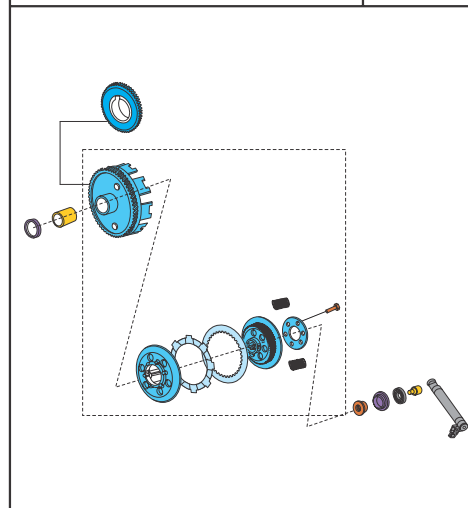


PLATE NO. : 32
CLUTCH ASSLY

PAGE NO.
63



Pictorial Index

GT 100 BS IV

PLATE NO. : 33
CLUTCH ASSLY - CT 100ES

PAGE NO.
65

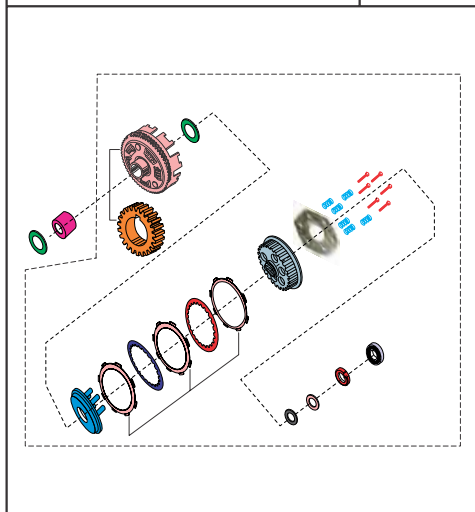


PLATE NO. : 34
CARBURETTOR ASSEMBLY

PAGE NO.
67

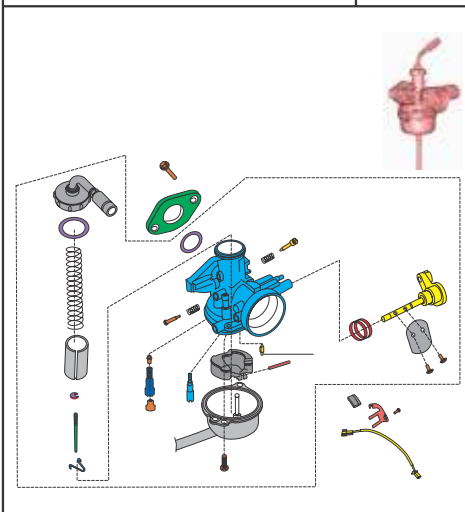


PLATE NO. : 35
CARBURETTOR ASSEMBLY - CT 100ES

PAGE NO.
69

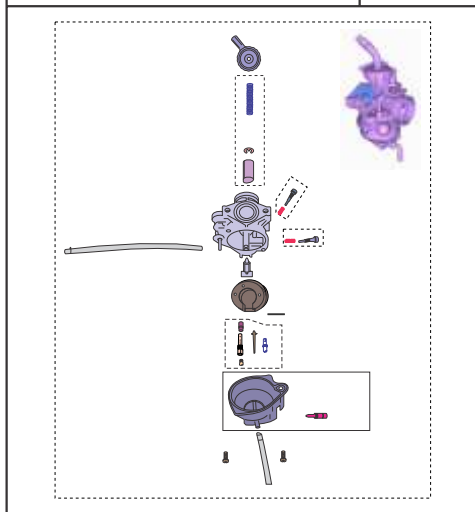
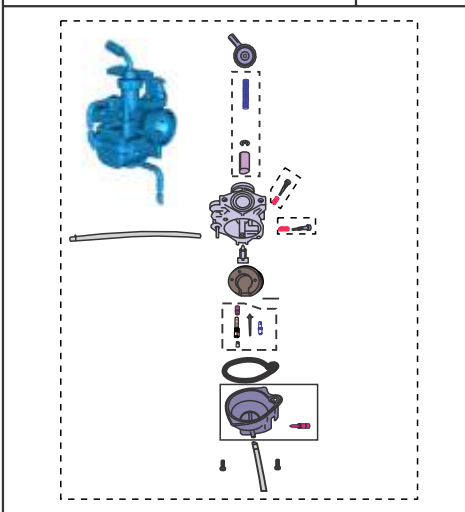


PLATE NO. : 36
CARBURETTOR ASSEMBLY -
UCAL MAKE FOR CT 100ES CBS

PAGE NO.
71



Pictorial Index

GT 100 BS IV

PLATE NO. : 37
AIR CLEANER COMPLETE

PAGE NO.
73

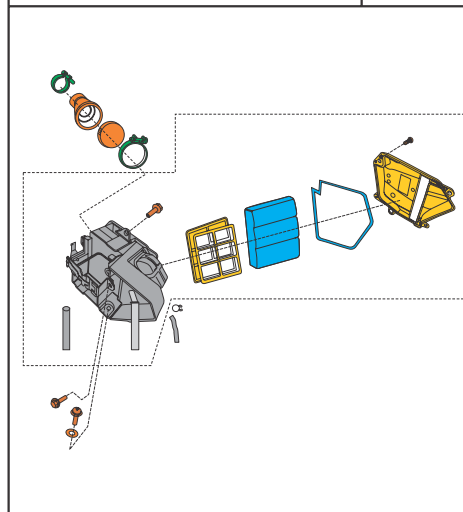


PLATE NO. : 38
AIR CLEANER COMPLETE - CT 100ES

PAGE NO.
75

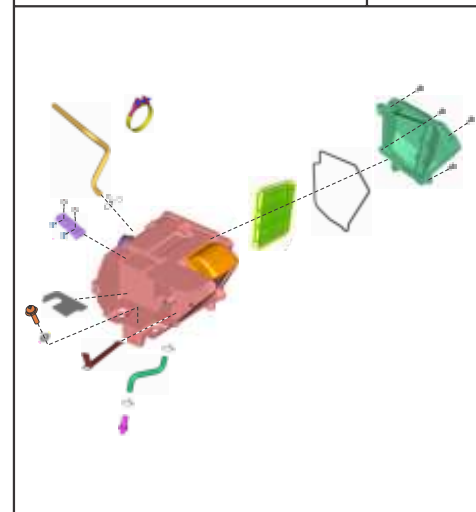


PLATE NO. : 39
EVAP MECHANISM

PAGE NO.
77

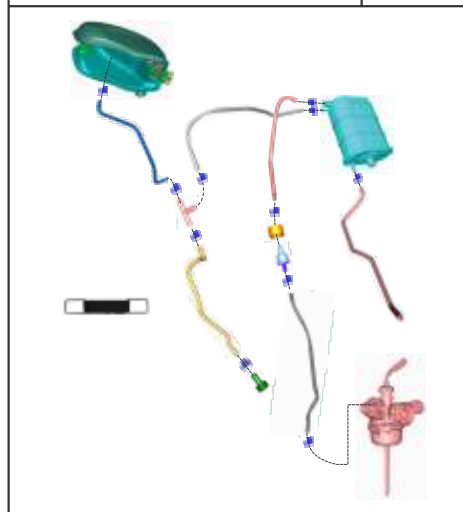
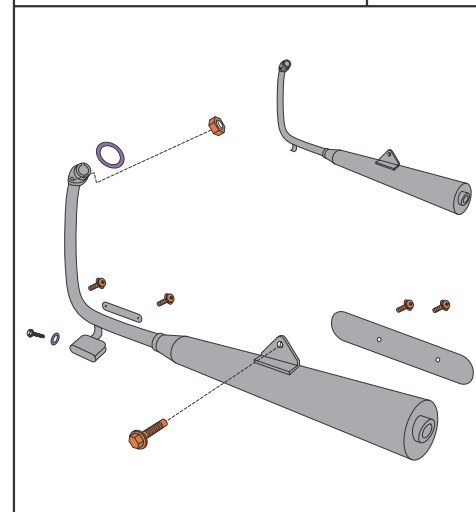


PLATE NO. : 40
SILENCER ASSLY

PAGE NO.
79



Pictorial Index

GT 100 BS IV

PLATE NO. : 41
STARTER ASSEMBLY - CT 100ES

PAGE NO.
81




PLATE NO. : 42
MAGNETO, C.D.I. & H.T. COIL

PAGE NO.
83

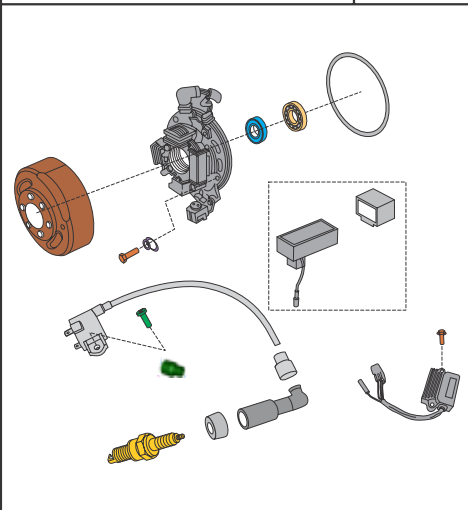


PLATE NO. : 43
MAGNETO, C.D.I. & H.T. COIL -
CT 100ES

PAGE NO.
85


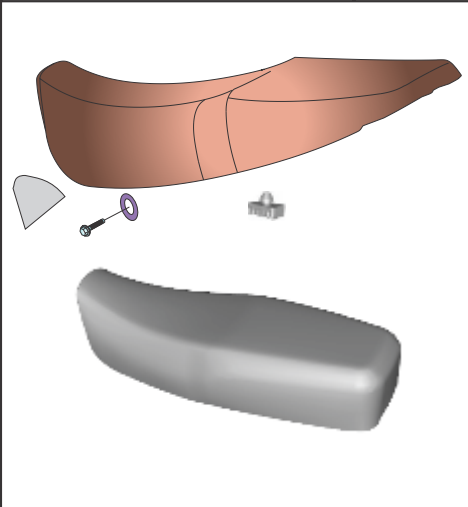


PLATE NO. : 44
SEAT ASSLY & MOUNTING

PAGE NO.
87



Pictorial Index

GT 100 BS IV

PLATE NO. : 45
ENGINE MOUNTINGS

PAGE NO.
89

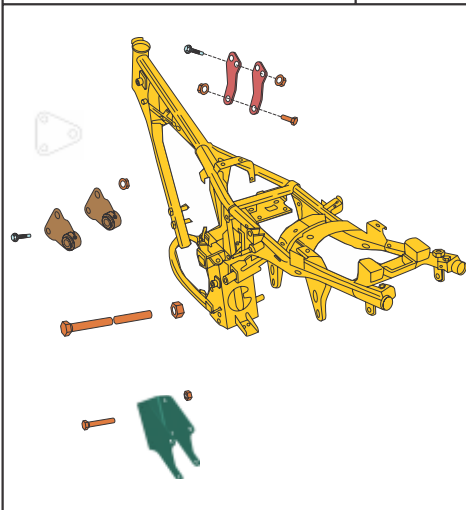


PLATE NO. : 46
FRAME AND FRAME FITTING

PAGE NO.
91

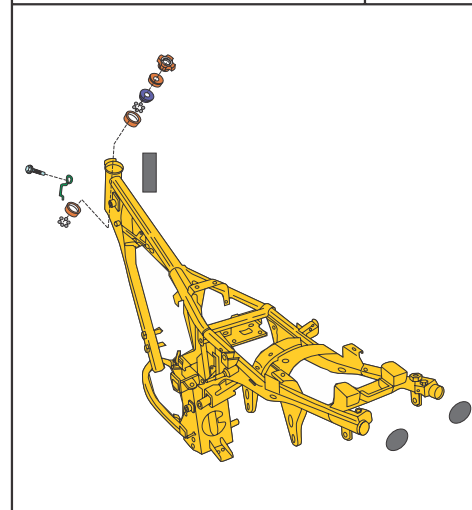


PLATE NO. : 47
SWING ARM/REAR SHOCK ABSORBER

PAGE NO.
93

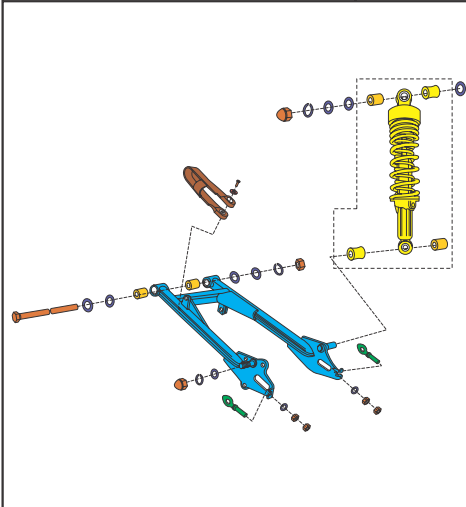
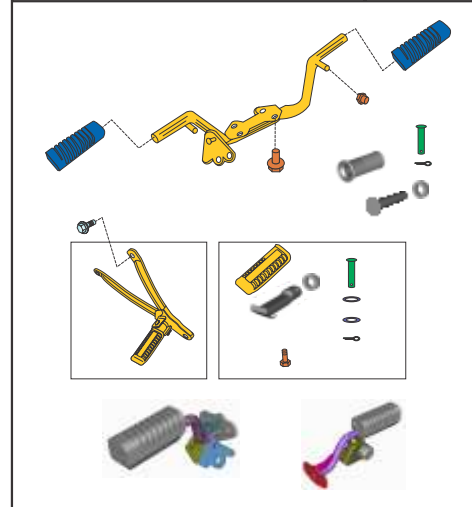


PLATE NO. : 48
FOOT REST - RIDER / PILLION

PAGE NO.
95 - 97



Pictorial Index

GT 100 BS IV

PLATE NO. : 49 MUDGUARD - FRONT & REAR	PAGE NO. 99

PLATE NO. : 50 STAND ASSEMBLY	PAGE NO. 101

PLATE NO. : 51 TYRE / TUBE / RIM (ALLOY WHEELS)	PAGE NO. 103

PLATE NO. : 52 TYRE / TUBE / RIM (SPOKE WHEELS)	PAGE NO. 105

Pictorial Index

GT 100 BS IV

PLATE NO. : 53 FRONT HUB (ALLOY WHEELS)	PAGE NO. 107

PLATE NO. : 54 FRONT HUB (ALLOY WHEELS) FOR CT 100ES CBS MODEL	PAGE NO. 109

PLATE NO. : 55 FRONT HUB (SPOKE WHEELS)	PAGE NO. 111

PLATE NO. : 56 REAR HUB (ALLOY WHEELS)	PAGE NO. 113

Pictorial Index

CT 100 BS IV

PLATE NO. : 57 REAR HUB (ALLOY WHEELS) FOR CT 100ES CBS MODEL	PAGE NO. 115

PLATE NO. : 58 REAR HUB (SPOKE WHEELS)	PAGE NO. 117

PLATE NO. : 59 REAR BRAKE PEDAL	PAGE NO. 119

PLATE NO. : 60 CBS - COMBINED BRAKING SYSTEM	PAGE NO. 121

Pictorial Index

CT 100 BS IV

PLATE NO. : 61 HANDLE BAR ASSLY	PAGE NO. 123 - 125

PLATE NO. : 62 FRONT FORK	PAGE NO. 127 - 129

PLATE NO. : 63 PETROL TANK CAP & GAUGE FUEL	PAGE NO. 131

PLATE NO. : 64 FITTINGS - PETROL TANK, SIDE COVER & COVER SEAT	PAGE NO. 133

Pictorial Index

GT 100 BS IV

PLATE NO. : 65 METER ASSEMBLY	PAGE NO. 135	PLATE NO. : 66 METER ASSEMBLY - CT 100ES	PAGE NO. 137

PLATE NO. : 67 CONTROL CABLES	PAGE NO. 139	PLATE NO. : 68 CHAIN CASE	PAGE NO. 141

Pictorial Index

GT 100 BS IV

PLATE NO. : 69 HEAD LAMP & FAIRING	PAGE NO. 143	PLATE NO. : 70 ROUND HEAD LAMP	PAGE NO. 145

PLATE NO. : 71 INDICATOR LIGHT ASSLY	PAGE NO. 147	PLATE NO. : 72 TAIL LAMP ASSLY / NUMBER PLATE	PAGE NO. 149

Pictorial Index

GT 100 BS IV

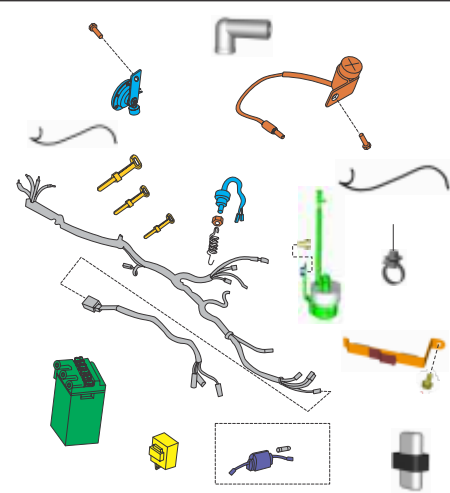
PLATE NO. : 73 ELECTRICAL EQUIPMENTS	PAGE NO. 151
	

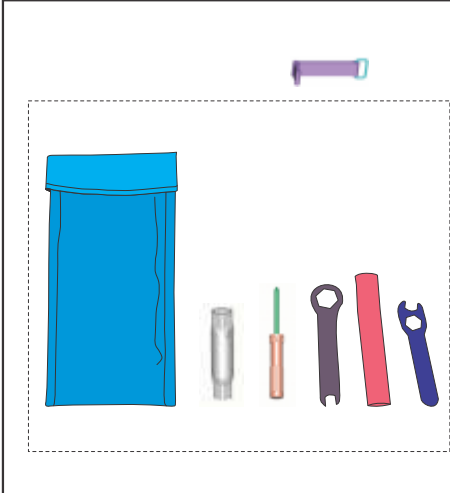
PLATE NO. : 74 TOOL KIT	PAGE NO. 153
	

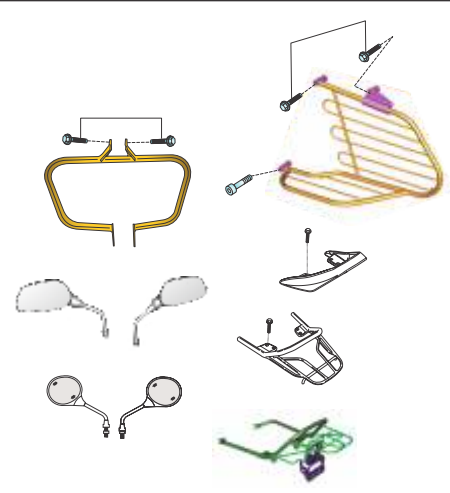

PLATE NO. : 75 ACCESSORIES / GRAB HANDLE	PAGE NO. 155
	

PLATE NO. : 76 PAINTED PARTS & DECALS (CT 100)	PAGE NO. 157 - 159
	

Pictorial Index

GT 100 BS IV

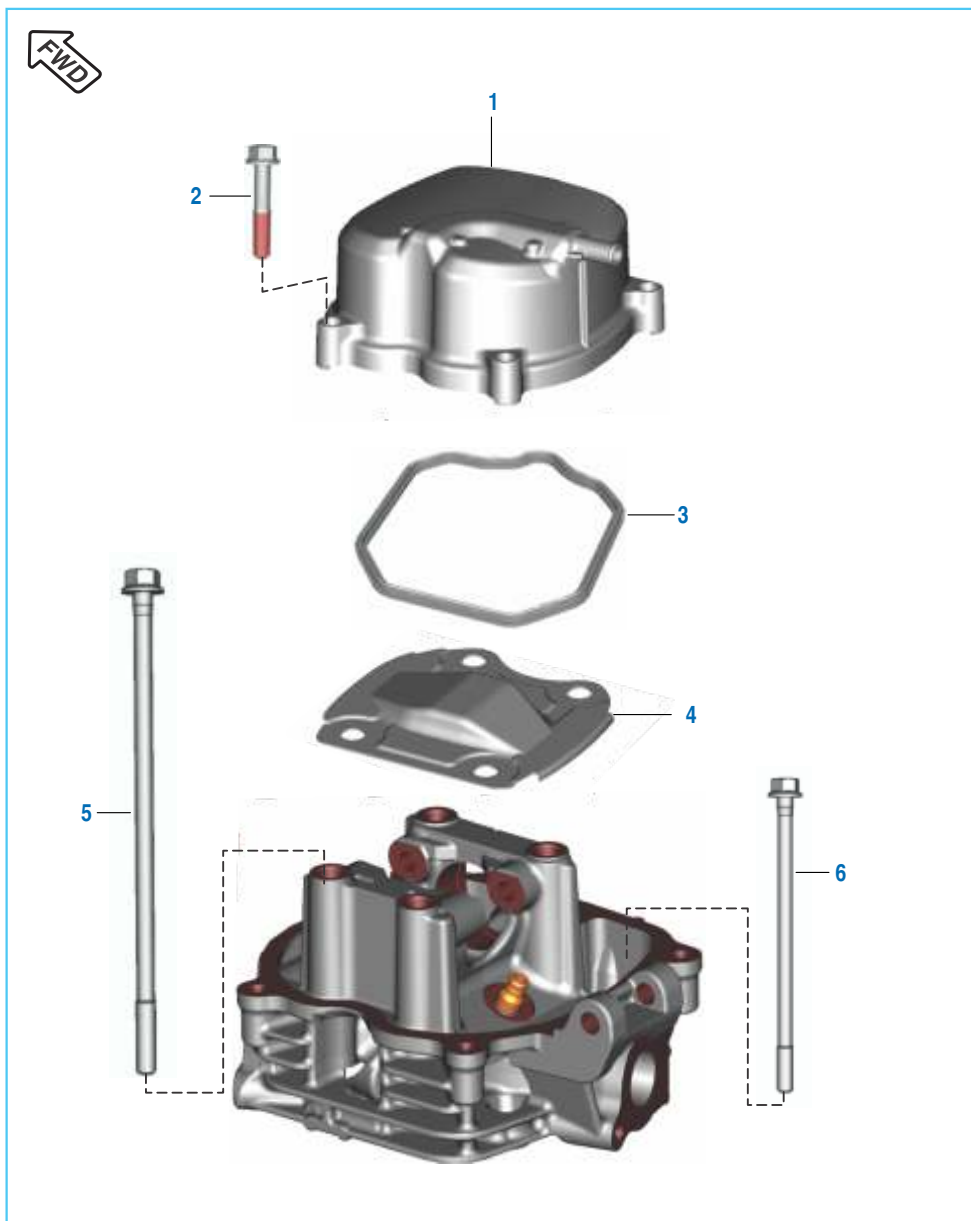
PLATE NO. : 77 PAINTED PARTS & DECALS (CT 100B)	PAGE NO. 161
	

PLATE NO. : 78 PAINTED PARTS & DECALS (CT 100ES)	PAGE NO. 163 - 165
	

PLATE NO. : 79 CONSUMABLE PARTS	PAGE NO. 167
	

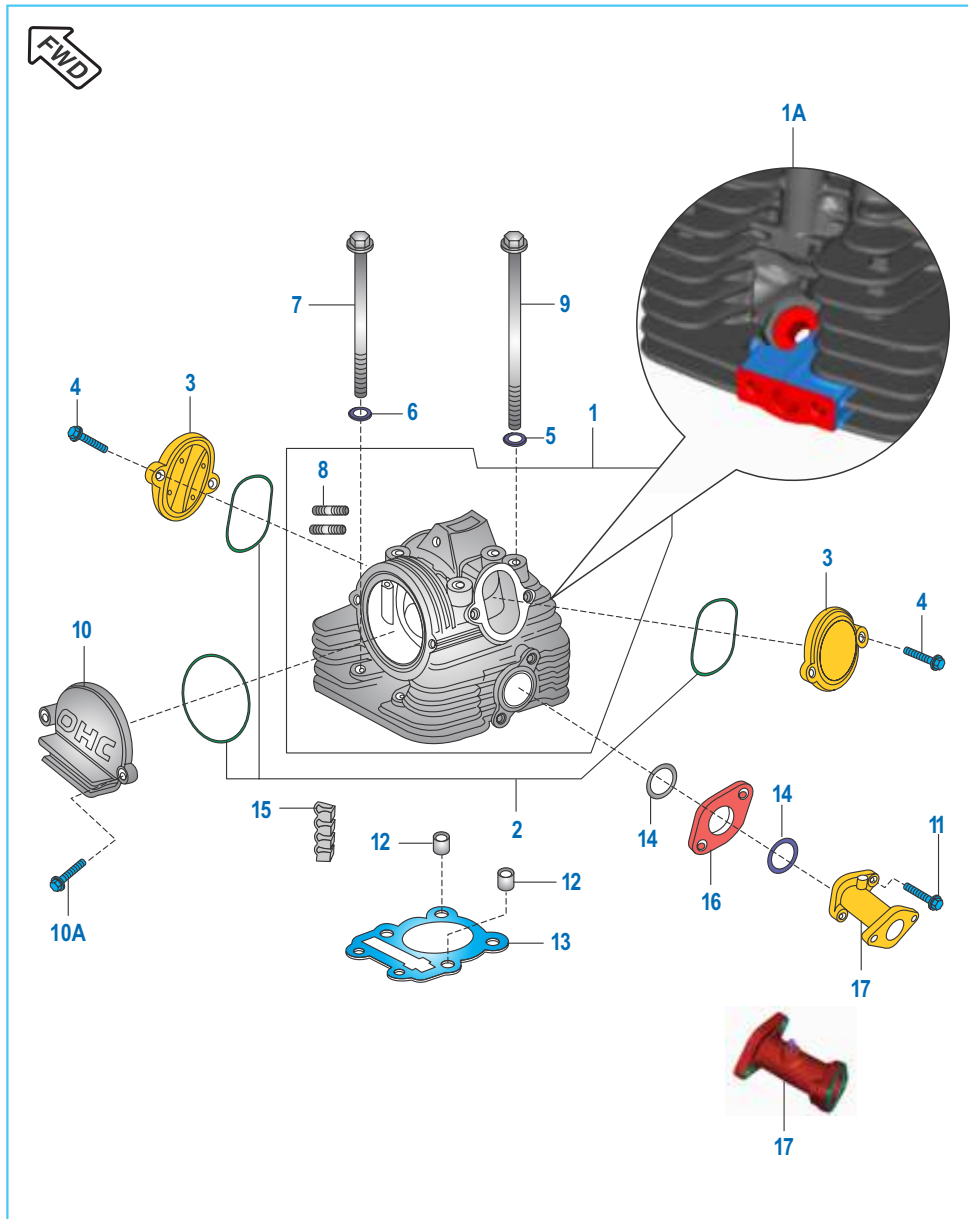
PLATE NO. : 79 CONSUMABLE PARTS	PAGE NO. 169
	

Cover Cylinder Head - CT 100ES



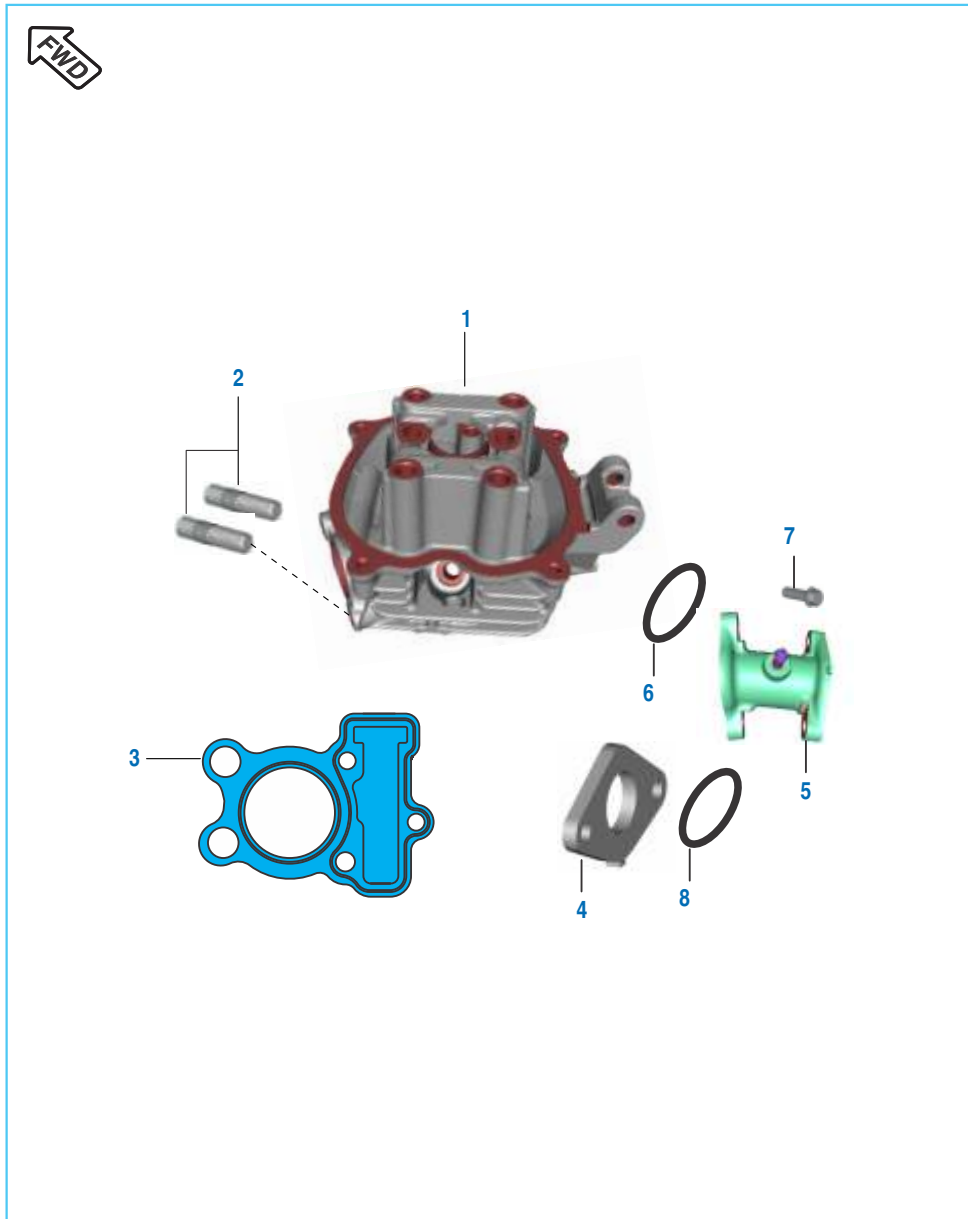
No.	Part No.	Description	Qty.	Remarks
1	JV 5110 13	Cover Cylinder Head Complete	1	With Gasket
2	59 0400 38	Flanged Bolt	4	
3	JV 5110 12	Gasket Cylinder Head Cover	1	
4	JV 5110 11	Plate Cylinder Head	1	
5	JB 5110 11	Bolt Head Mounting	4	
6	JB 5110 15	Bolt Head Mtg	1	

Cylinder Head



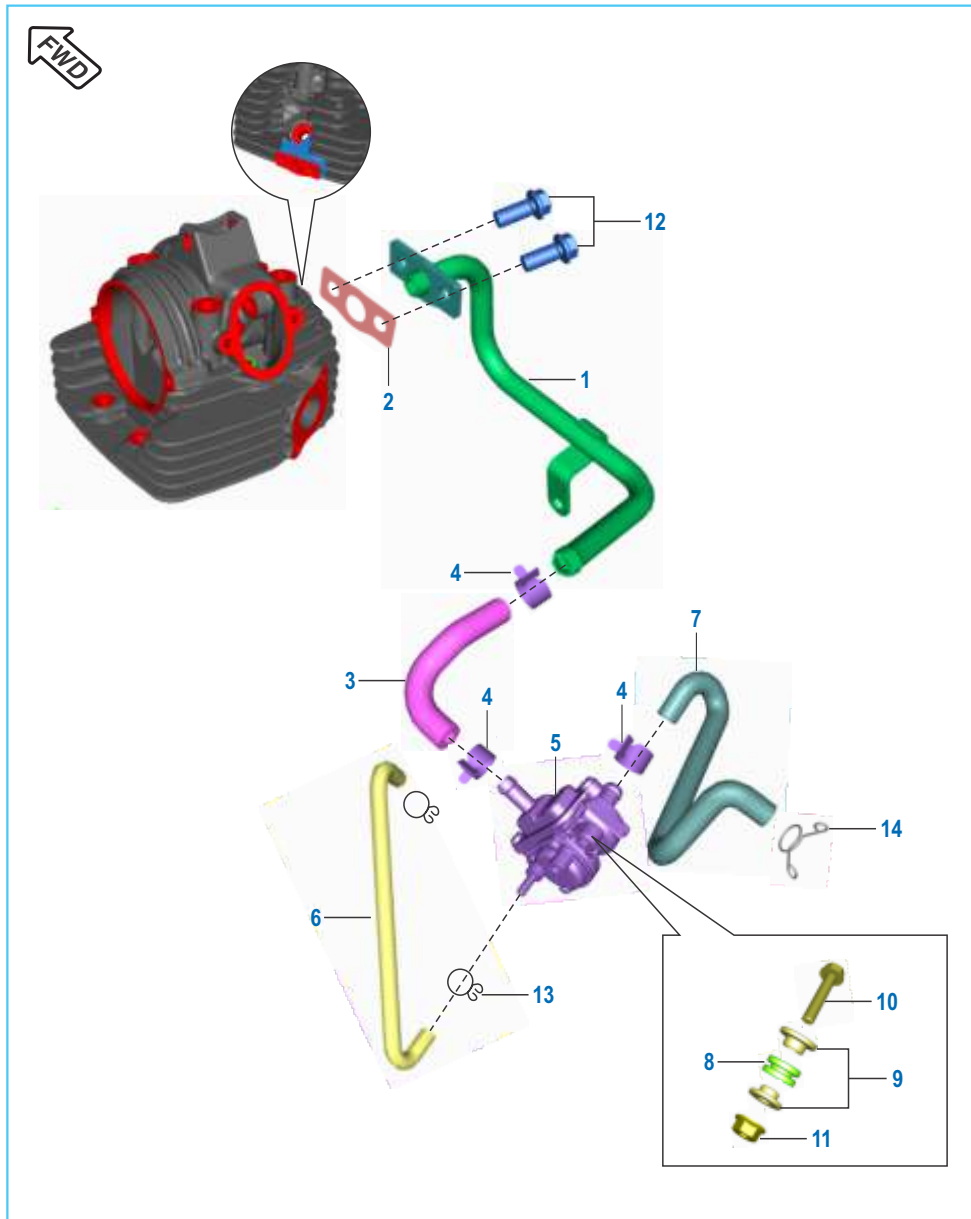
No.	Part No.	Description	CT 100	CT 100B	Remarks
1	DU 1012 08	Head Comp. Cylinder	1	1	Refer Kit List
1A	DU 1013 28	Head Comp. Cylinder	1	1	BS IV
2	36 DU10 01	O Ring Kit	1	1	
3	31 1010 06	Cover Tappet	2	2	
4	39 1673 04	Flanged bolt	4	4	Tappet Cover
5	DD 1015 21	Plain washer	4	4	
6	59 1100 04	Washer	2	2	
7	DD 1013 47	Bolt	2	2	
8	DD 1013 50	Stud	2	2	
9	DD 1013 49	Bolt	4	4	
10	52 DD02 53	Cover (OHC)	1	1	
10A	39 1673 04	Bolt Flanged	2	2	
11	DU 1012 28	Bolt	2	2	
12	39 1000 06	Hollow Dowel Pin	2	2	
13	DD 1013 43	Gasket head	1	1	
14	39 1017 21	O Ring	2	2	
15	DD 1014 81	Damper Cylinder Head	4	4	
16	31 1011 75	Insulator (Head Side)	1	1	
17	DU 1010 58	Pipe Intake	1	1	
18	DU 1210 56	Assembly Manifold	1	1	

Cylinder Head - CT 100ES



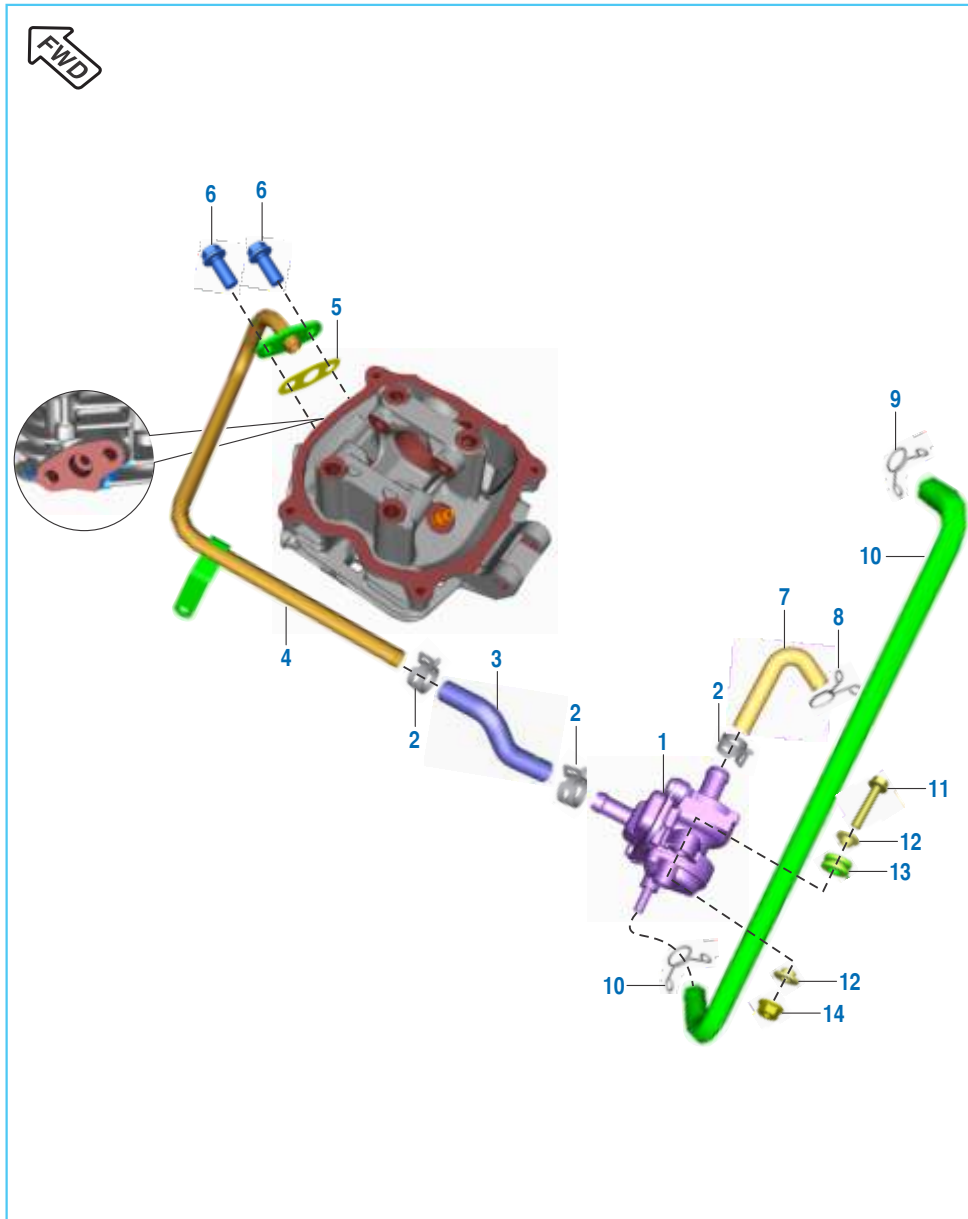
No.	Part No.	Description	Qty.	Remarks
1	PF 5111 33	Head Cylinder	1	
2	LA J000 02	Stud M8X1.25X41L	2	
	39 1660 05	Stud - M8	2	For CBS Model
3	JB 5110 19	Gasket Cylinder Head	1	
4	PA 5812 24	Insulator Carb PTE-16	1	
5	PF 5814 24	Manifold Assembly Intake	1	
6	LJ A000 11	O - Ring	1	
7	KA ED06 25	Bolt flanged small	4	
8	JB 5812 72	Seal O Ring Insulator Disco-M	1	

SAI System



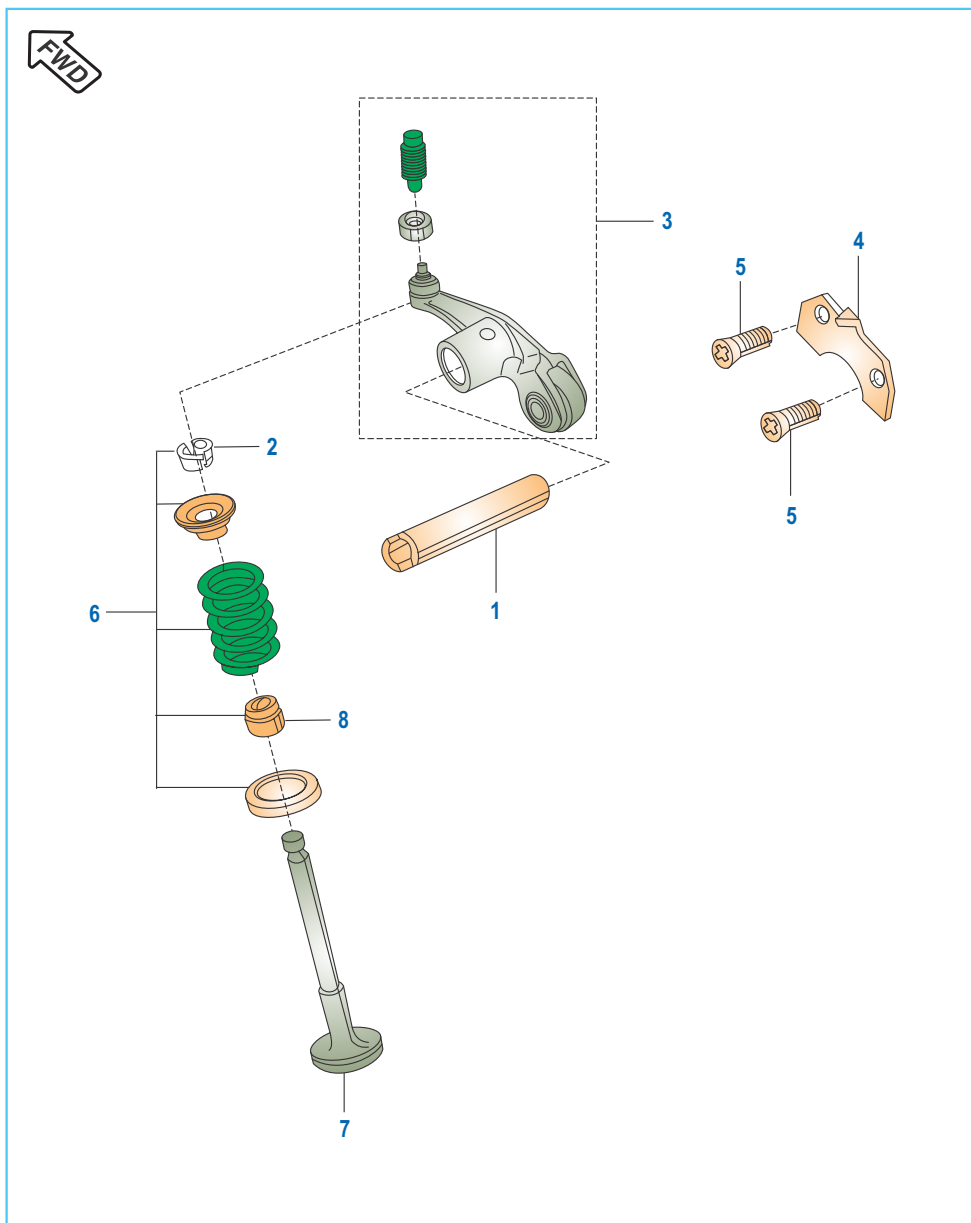
No.	Part No.	Description	CT 100	CT 100B	Remarks
1	DU 1210 57	Tube Metallic	1	1	
2	DU 1210 59	Gasket Flange	1	1	
3	DU 1210 58	Hose Connector	1	1	
4	JE 5810 39	Band Clip Sai Hose Outlet Tube	3	3	
5	PA 5810 38	Unit SAI	1	1	
6	DU 1210 53	Hose Manifold	1	1	
7	DU 1210 54	Hose Intake	1	1	
8	JD 1138 14	Grommet SAI Unit	2	2	
9	JD 1138 15	Sleeve SAI Unit	4	4	
10	KA DA06 30	Bolt Flanged	2	2	
11	KC GA06 06	Nut Hex Flanged	2	2	
12	KA EG06 14	Bolt Flanged Small	2	2	
13	DG 1210 03	Clamp	2	2	
14	JY 5810 28	Clamp	1	1	

SAI System - CT 100ES



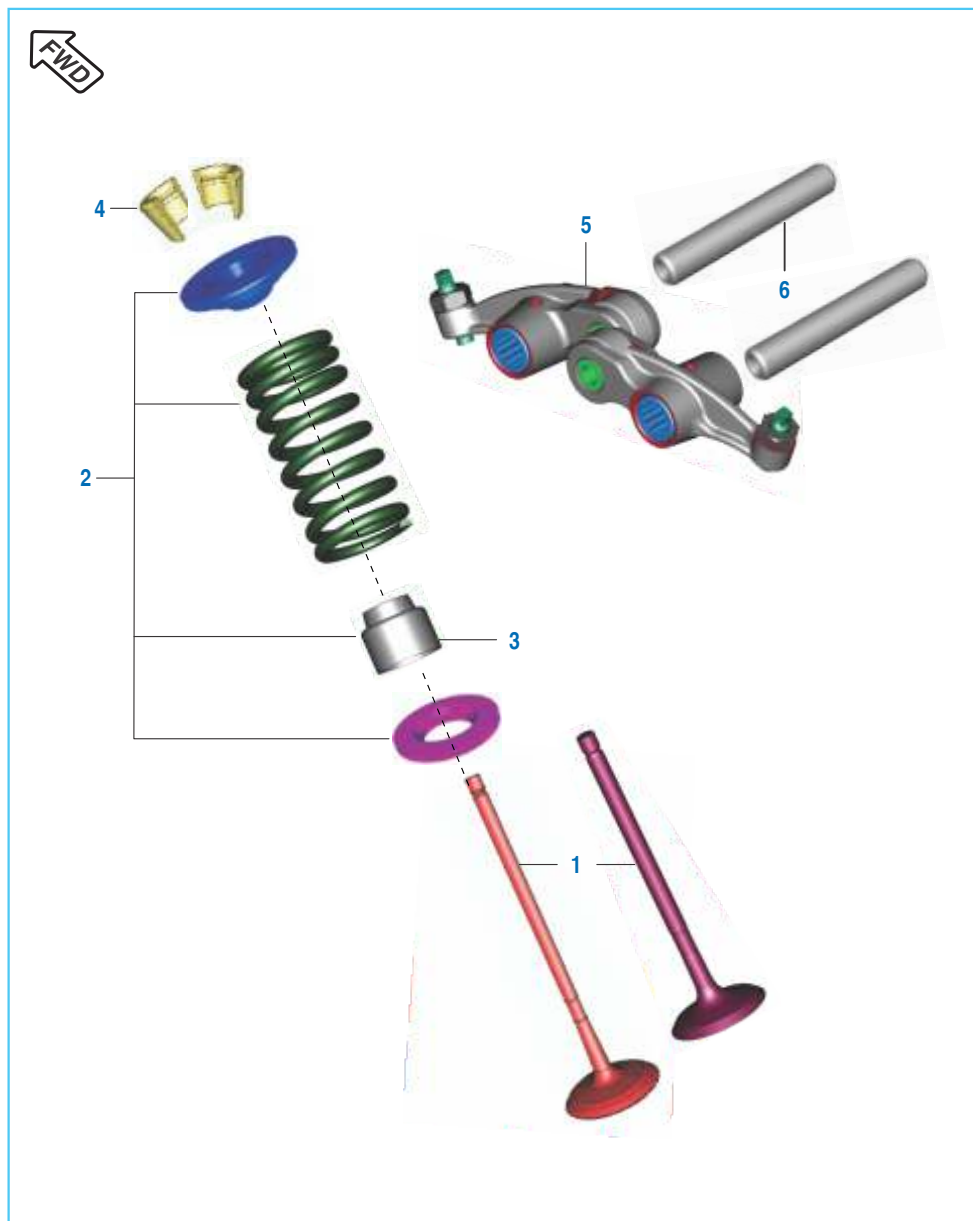
No.	Part No.	Description	Qty.	Remarks
1	JH 5822 00	Unit SAI	1	
2	JL 5810 66	Band Clip SAI Hose Outlet Tube	3	
3	DY 5824 01	Hose Connector SAI	1	
4	PF 5824 01	Tube Outlet SAI	1	
5	JE 5110 67	Gasket SAI Flange	1	
6	KA EG06 14	Bolt - Flanged - Small	2	
7	DY 5824 02	Hose Intake SAI	1	
8	JY 5810 28	Clamp	1	
9	DG 1210 03	Clamp	1	
10	DY 5824 03	Hose Manifold SAI	1	
11	KA DF06 30	Bolt Flanged	2	
	KA DD06 16	Bolt flanged	2	For CBS Model
12	JD 1138 15	Sleeve SAI Unit	4	
13	JD 1138 14	Grommet SAI Unit	2	
14	KC GA06 06	Nut Hex Flanged	2	

Valve



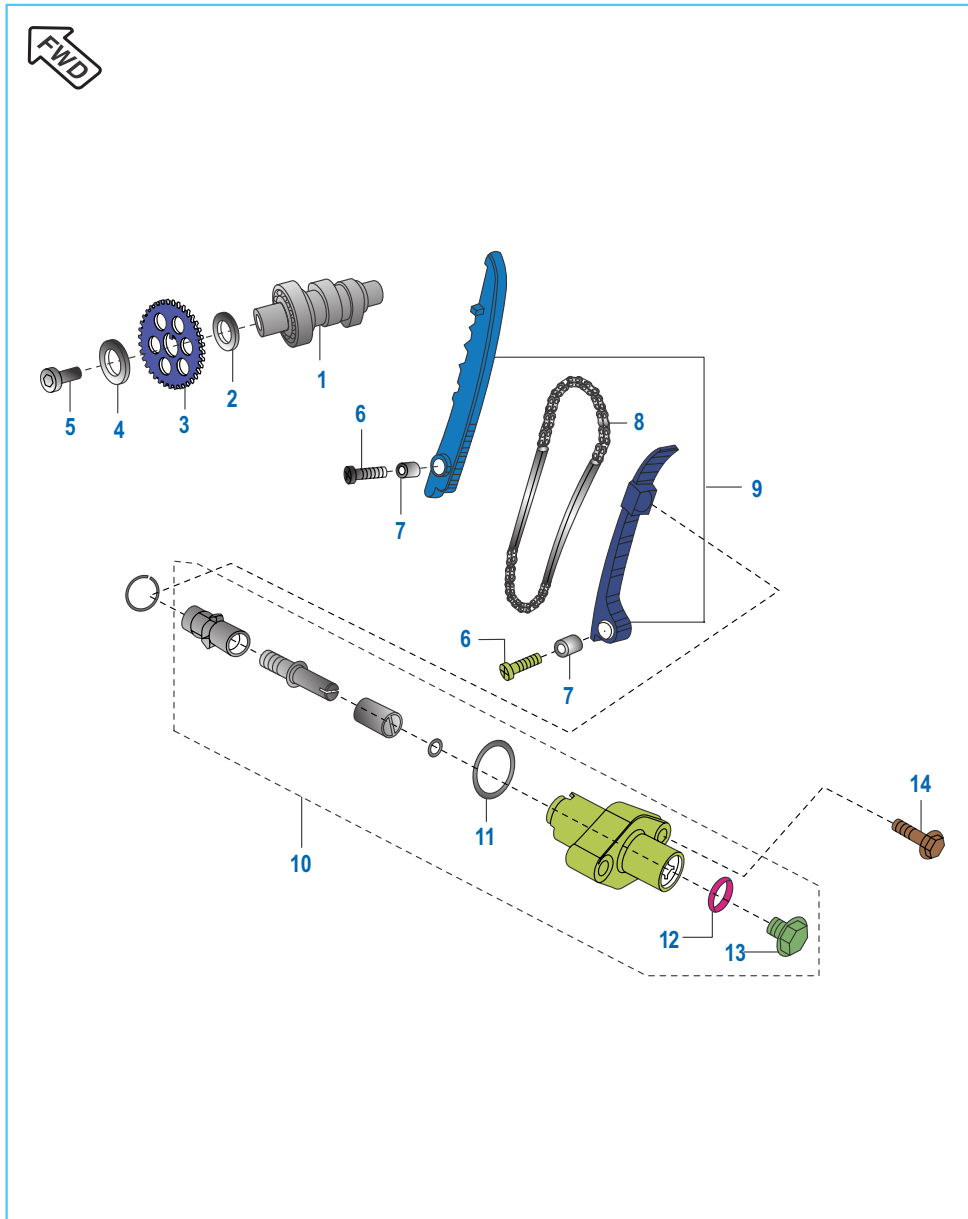
No.	Part No.	Description	CT 100	CT 100B	Remarks
1	DU 1011 91	Shaft Rocker	2	2	
2	31 1010 19	Collet	4	4	
3	DU 1011 90	Rocker arm assembly	2	2	
4	31 1011 04	Stopper	1	1	
5	39 0702 01	Screw Pan Cros	2	2	
6	36 DU40 51	Kit Valve Repair	1	1	Refer Kit List
7	36 3110 28	Valve Kit	1	1	Refer Kit List
8	39 1035 19	Valve Seal	1	1	

Valve - CT 100ES



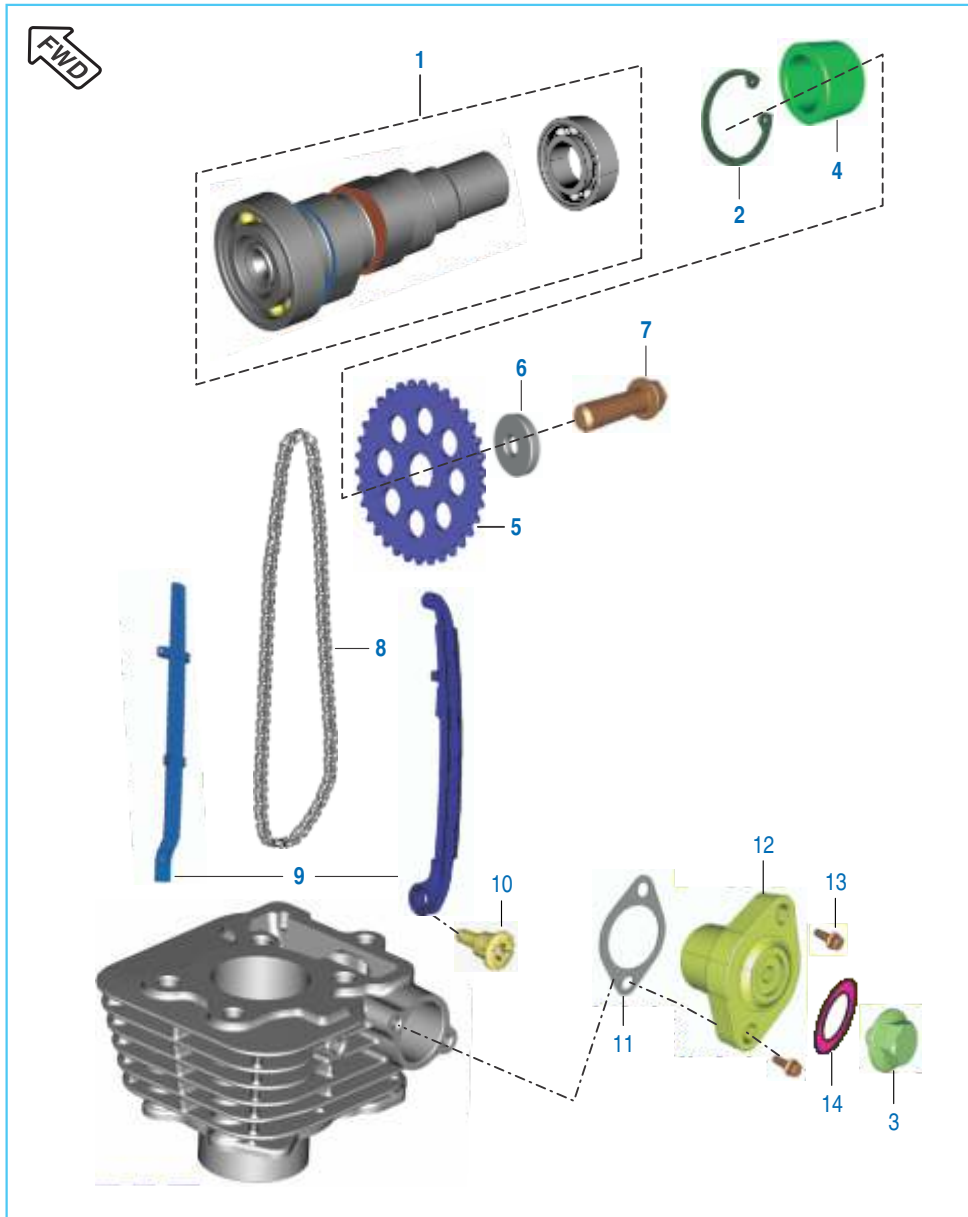
No.	Part No.	Description	Qty.	Remarks
1	36 DU40 76	Kit Valve Intake + Exhaust	1	Refer Kit List
2	36 JV00 06	Kit Valve Repair	1	Refer Kit List
3	CB 1010 09	Seal - Oil	2	
4	CB 1010 22	Cottor Valve	4	
5	DU 1010 60	Arm Rocker with Roller	2	
6	JH 5112 12	Shaft Rocker Arm	2	

Camshaft / Tensioner



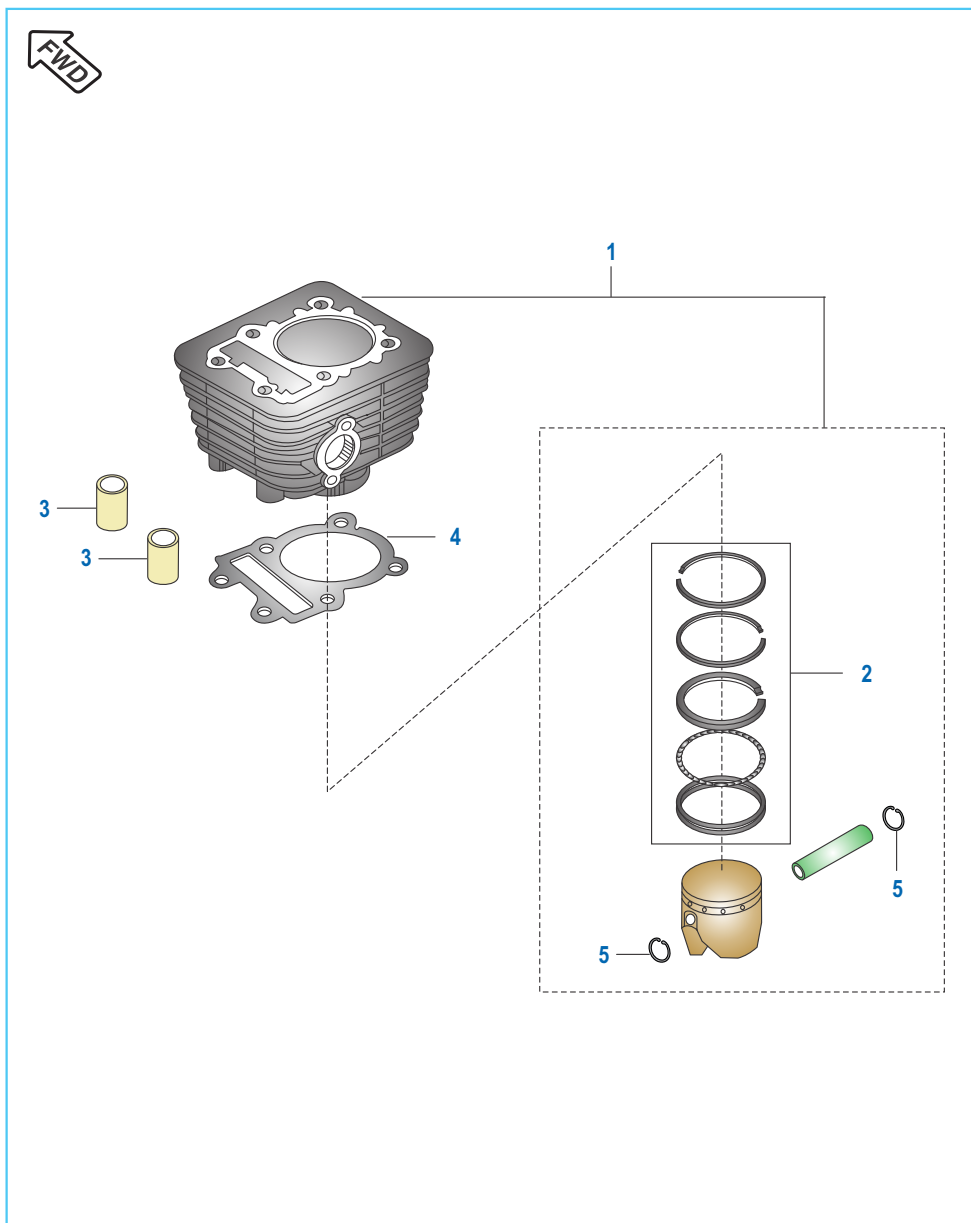
No.	Part No.	Description	CT 100	CT 100B	Remarks
1	DZ 1010 75	Camshaft assly.	1	1	
2	DU 1010 67	Collar Cam	1	1	
3	DU 1010 56	Sprocket (28 T)	1	1	
4	DU 1010 66	Washer Spl. Cam Shaft	1	1	
5	DU 1012 25	Hex. Soc. HD Screw	1	1	
6	39 0748 01	Screw Pan Cross	2	2	
7	39 0999 06	Hollow Dowel Pin	2	2	
8	31 1010 33	Chain	1	1	
9	36 3110 06	Chain Guide Kit	1	1	Refer Kit List
10	DD 1014 07	Tensioner Assly with 'O' ring	1	1	
11	39 1790 21	O Ring	1	1	
12	39 1790 21	O Ring	1	1	
13	DD 1010 62	Bolt	1	1	
14	LA D000 26	Bolt Flanged Small	2	2	

Camshaft / Tensioner - CT 100ES

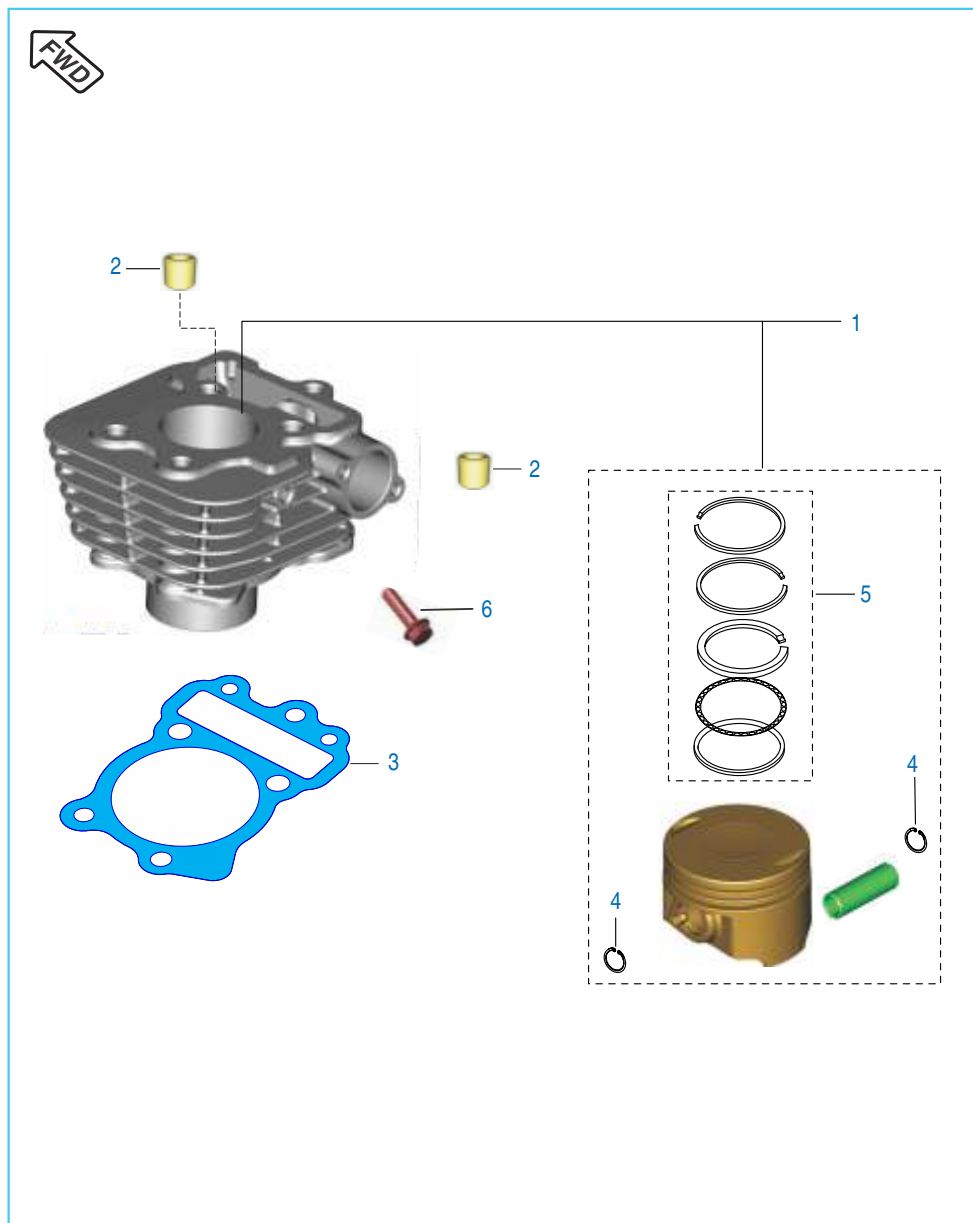


No.	Part No.	Description	Qty.	Remarks
1	PF 5112 09	Assembly Camshaft	1	With Bearings
2	39 0594 17	Circlip - Internal	1	
3	DD 1010 62	Bolt Tensioner	1	
4	JA 5112 16	Spacer Cam Sprocket	1	
5	PF 5112 03	Sprocket Cam	1	
6	DH 1010 48	Washer- Special: Camshaft	1	
7	DK 1013 86	Precoated Soc Hd Cap Bolt M8 X 40	1	
8	DS 1099 05	Cam Chain 94 Links	1	
9	36 PF00 61	Kit Chain Guide	1	Refer Kit List
10	DH 1013 92	Tensioner Pivot Bolt	1	
11	CS 1011 28	Gasket	1	
12	JE 5210 16	Chain Tensioner	1	
13	KA ED06 20	Bolt Flange M6	2	
14	39 2669 21	Ring - 'O' (ID 10.15X1.5)	1	

Cylinder and Piston



No.	Part No.	Description	CT 100	CT 100B	Remarks
1	DU 1012 18	Cylinder Block Piston assly	1	1	Refer Kit List
2	36 DD40 01	Piston ring set std.	1	1	
3	39 1000 06	Hollow dowel Pin	2	2	
4	DD 1010 07	Gasket - Cyl. Block	1	1	
5	39 0985 17	Wire Clip	2	2	

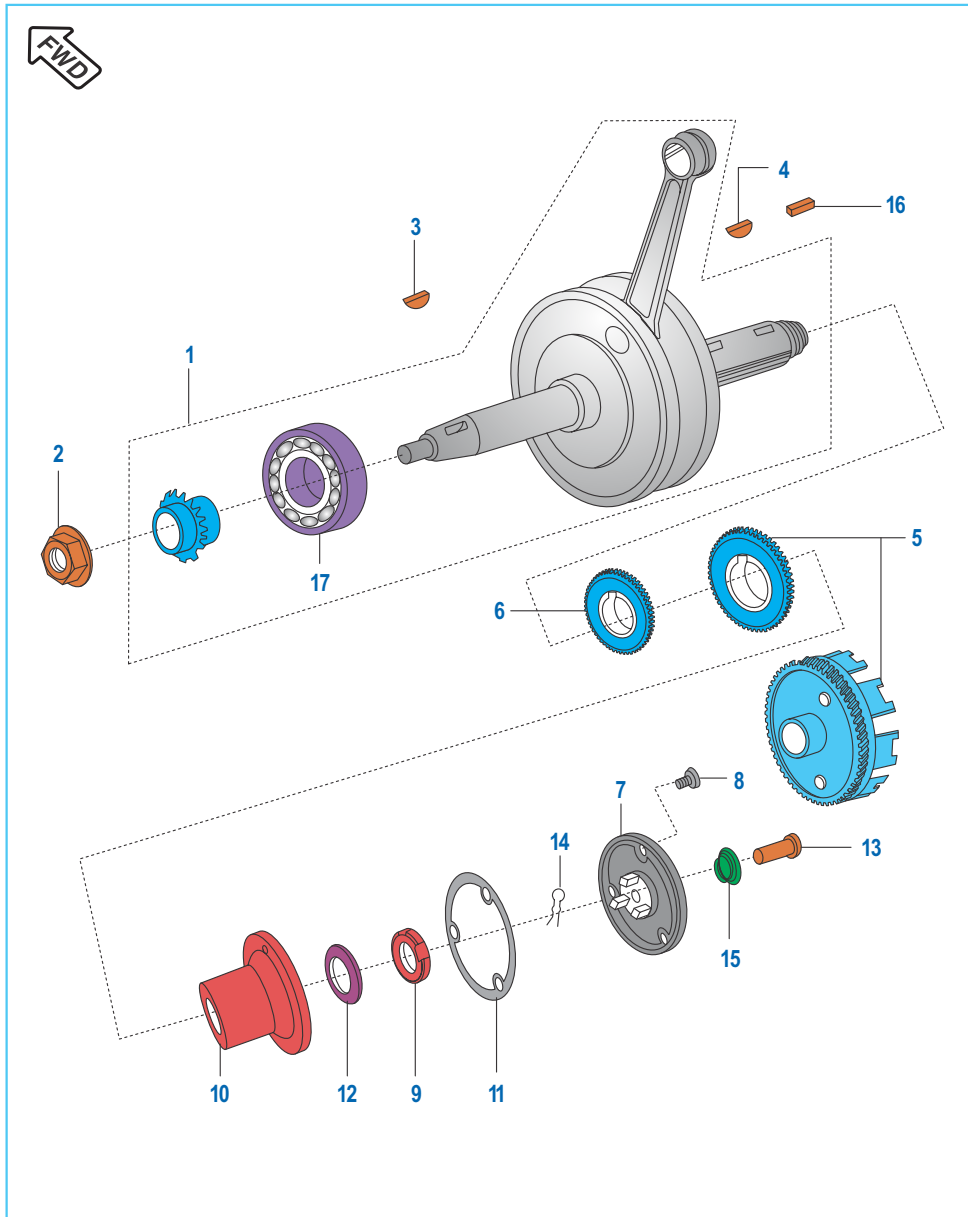


 Front Wheel Direction

Cylinder and Piston - CT 100ES

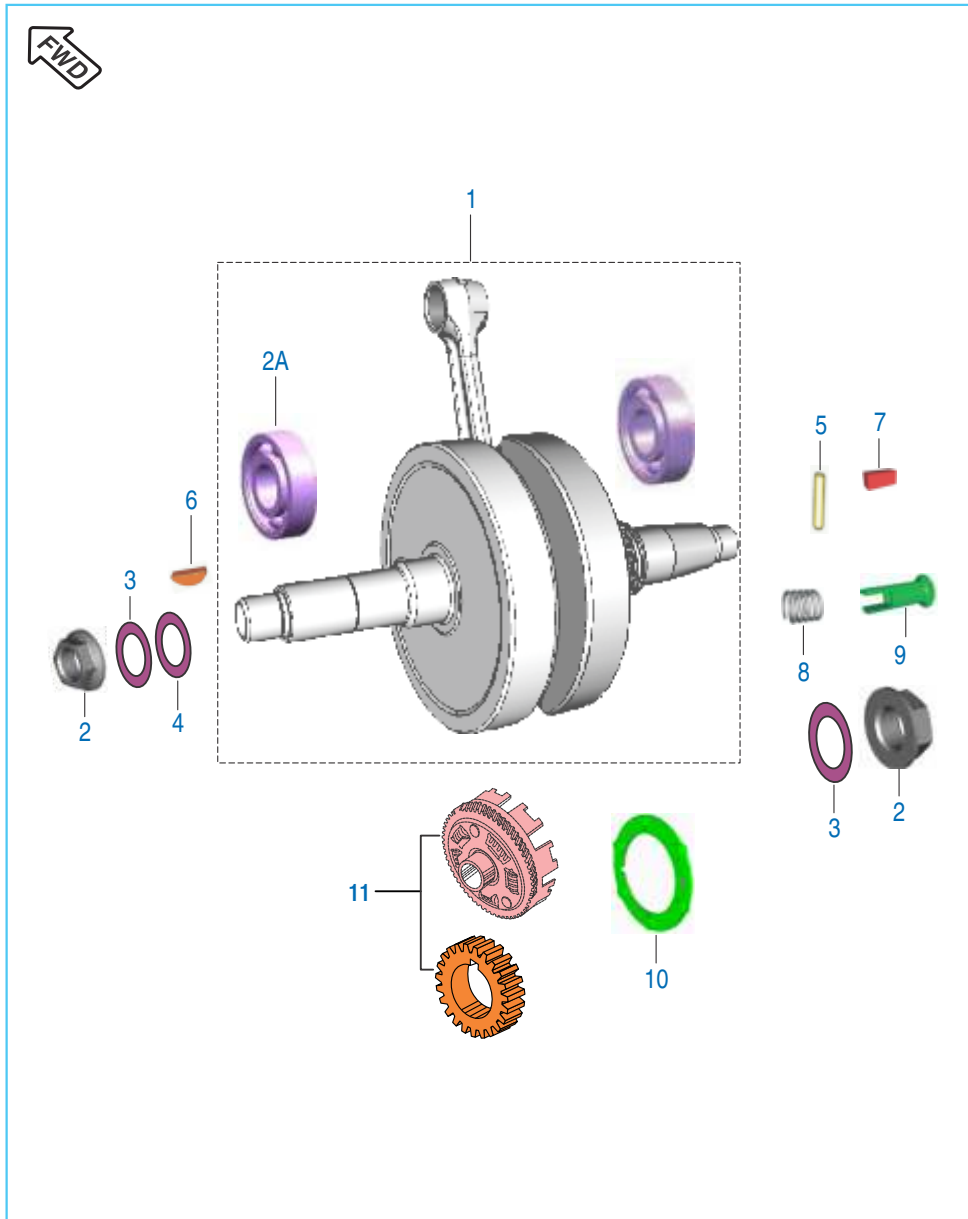
No.	Part No.	Description	Qty.	Remarks
1	36 PF00 45	Kit Assembly Block Piston	1	Refer Kit List
2	39 1000 06	Pin - Hollow Dowel	2	
3	JH 5210 07	Gasket Cylinder Block	1	
4	PA 5212 14	Pin Snap	2	
5	36 PF00 62	Kit Piston Ring	1	Refer Kit List
6	39 2671 04	Bolt Flange	1	

Crankshaft



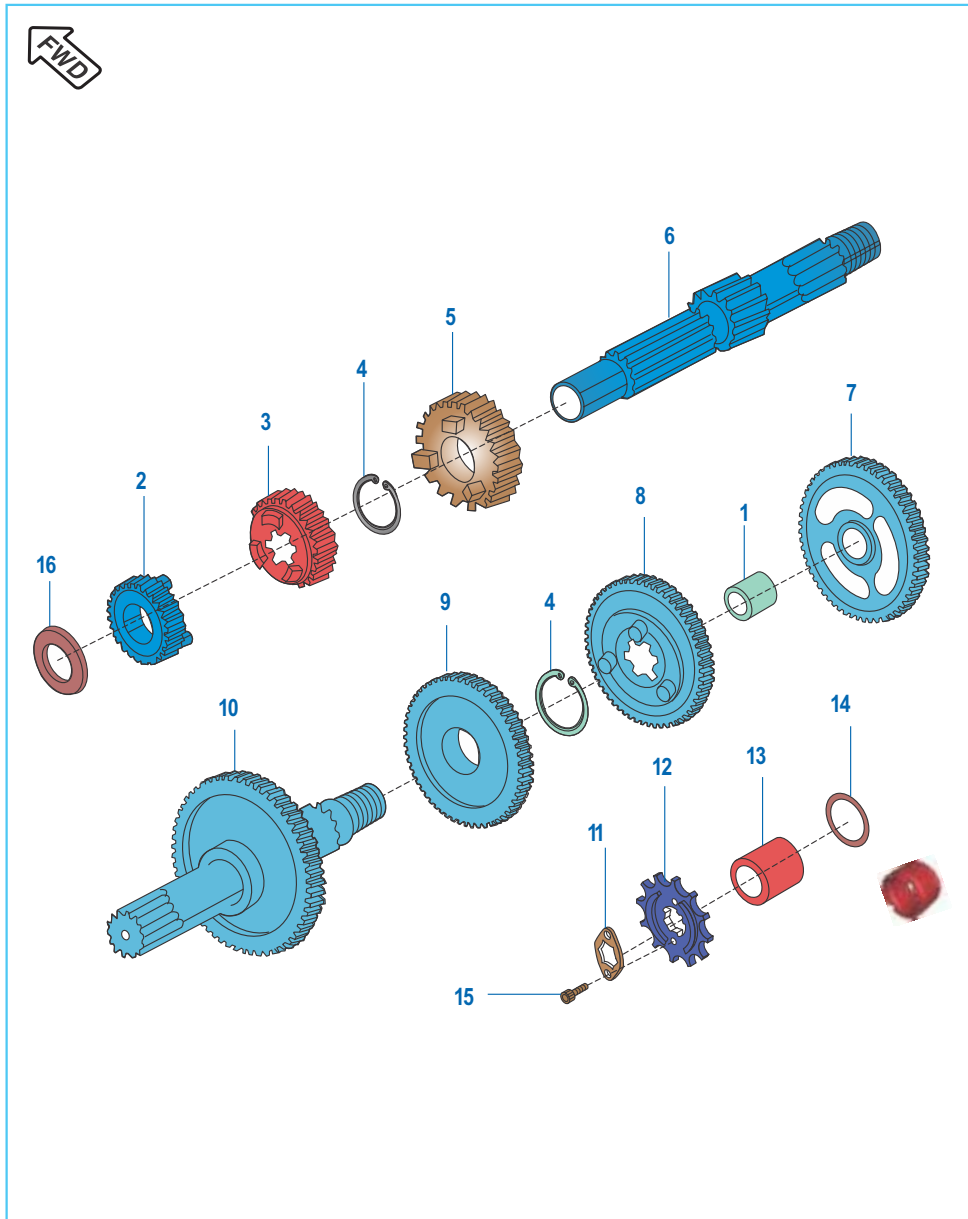
No.	Part No.	Description	CT 100	CT 100B	Remarks
1	DU 1010 05	Crankshaft Assly.	1	1	
2	39 1055 15	Nut	1	1	
3	01 1006 10	Woodruff Key	1	1	
4	31 1011 73	Woodruff Key	1	1	
5	36 DU40 55	Kit Gear Primary Drive + Driven	1	1	Refer Kit List
6	FA 1013 34	Gear - Oil Pump Drive	1	1	
7	DU 1010 41	Cover	1	1	
8	39 1699 01	Countersunk Screw	3	3	
9	DH 1011 95	Nut	1	1	
10	DX 1010 53	Body Centrifugal Oil Filter (C.I.)	1	1	
11	DU 1010 10	Gasket Central Oil Filter	1	1	
12	39 2200 11	Washer	1	1	
13	DH 1010 66	Joint Oil Delivery	1	1	
14	39 2199 08	Pin Snap	1	1	
15	DH 1010 67	Spring Oil Delivery	1	1	
16	28 1011 07	Key Woodruff	1	1	
17	39 1864 20	Bearing ball	1	1	

Crankshaft - CT 100ES



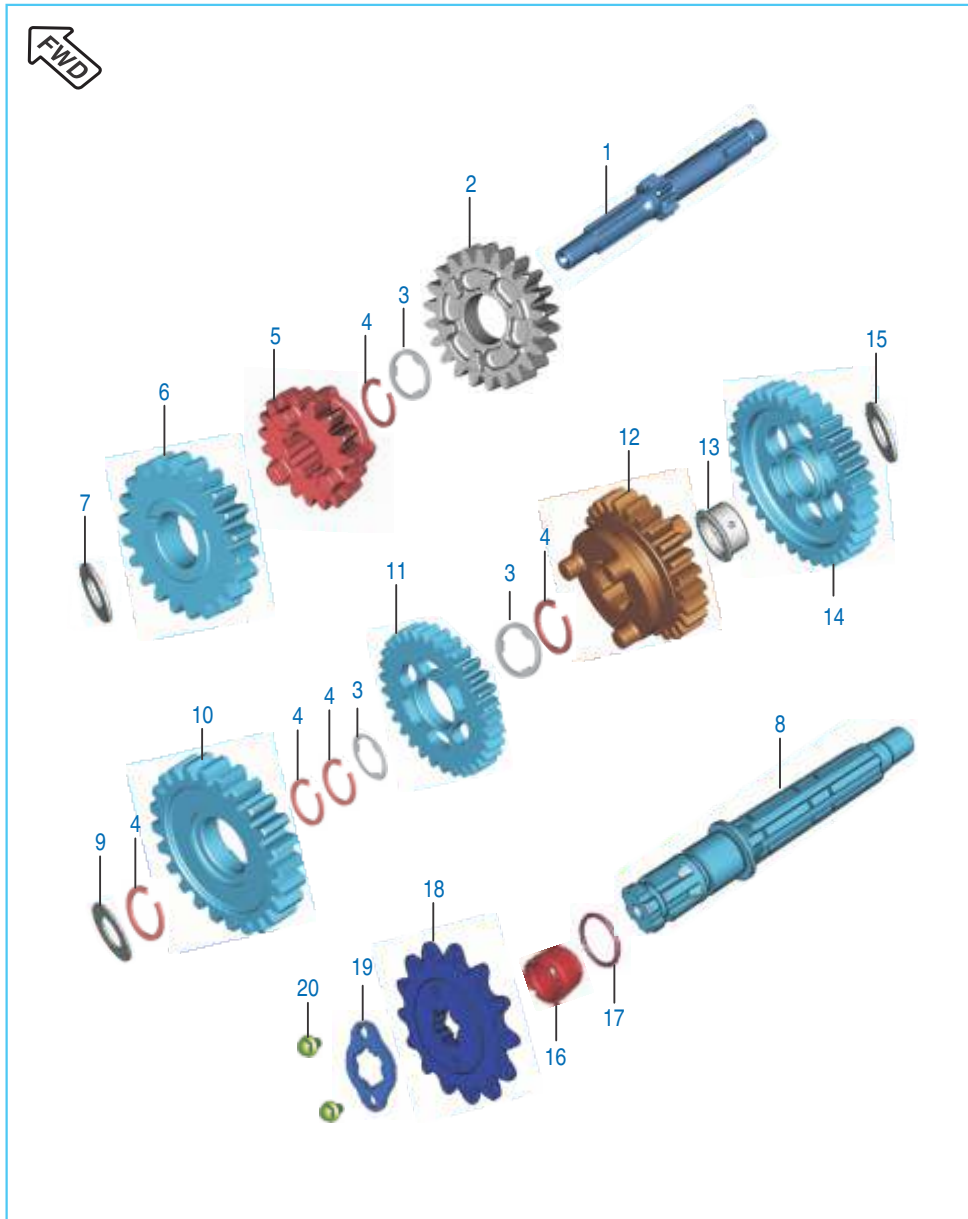
No.	Part No.	Description	Qty.	Remarks
1	PF 5310 23	Crankshaft Assembly	1	
2	59 1500 14	Nut Flange	2	
2A	39 1864 20	Bearing Ball	2	
3	59 1200 03	Washer Belleville	2	
4	59 1100 08	Washer	1	
5	JA 5310 15	Pin(C/S Plunger)	1	
6	31 1011 73	Key -Woodruff	1	
7	DS 1011 54	Key	1	
8	JA 5310 12	Spring	1	
9	JB 5310 21	Plunger Oil Crankshaft	1	
10	PF 5410 43	Damper Crankshaft	1	
11	36 JZ00 23	Kit Gear Primary Drive + Driven	1	Refer Kit List

Transmission



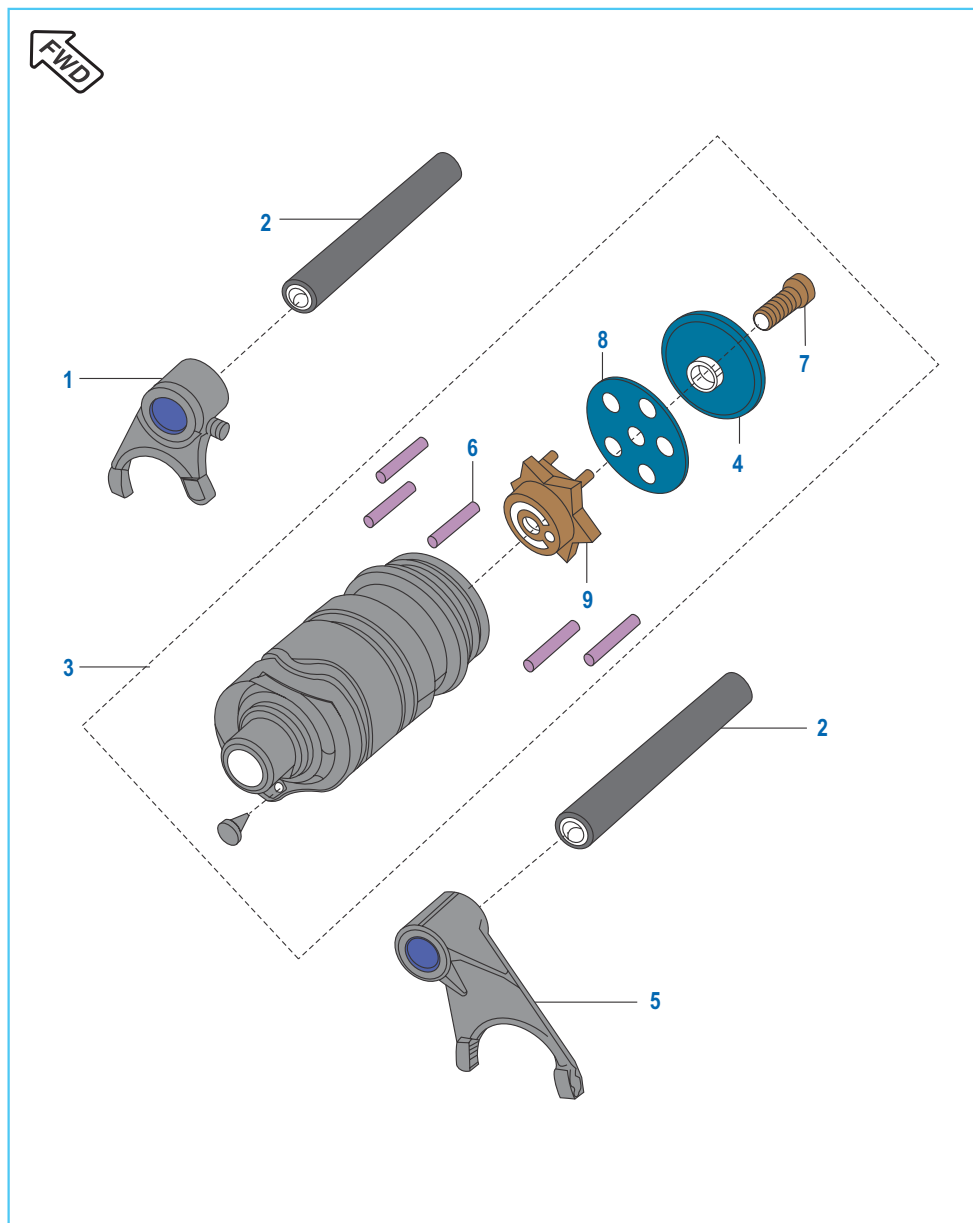
No.	Part No.	Description	CT 100	CT 100B	Remarks
1	DD 1013 09	Bushing Floating	1	1	
2	DU 1012 79	Gear 2nd Input	1	1	
3	DX 1010 48	Gear Transmission Spur (3rd)	1	1	
4	39 0987 17	Ring Snap (16 mm)	2	2	
5	DX 1010 49	Gear 4th Input	1	1	
6	DU 1012 78	Shaft Transmission Input	1	1	
7	DU 1010 80	Gear 1st Output	1	1	
8	DX 1010 51	Gear 4th Output	1	1	
9	DX 1010 50	Gear Transmission Spur (3rd)	1	1	
10	DX 1010 46	Shaft Transmission Output	1	1	
11	DU 1012 13	Plate For Sprocket Output	1	1	
12	DX 1010 52	Sprocket Output	1	1	
13	31 1012 16	Collar (Sintered)	1	1	
14	DP 1011 68	'O' Ring	1	1	
15	39 1981 04	Bolt	2	2	
16	DD 1014 75	Washer Special	1	1	

Transmission - CT 100ES



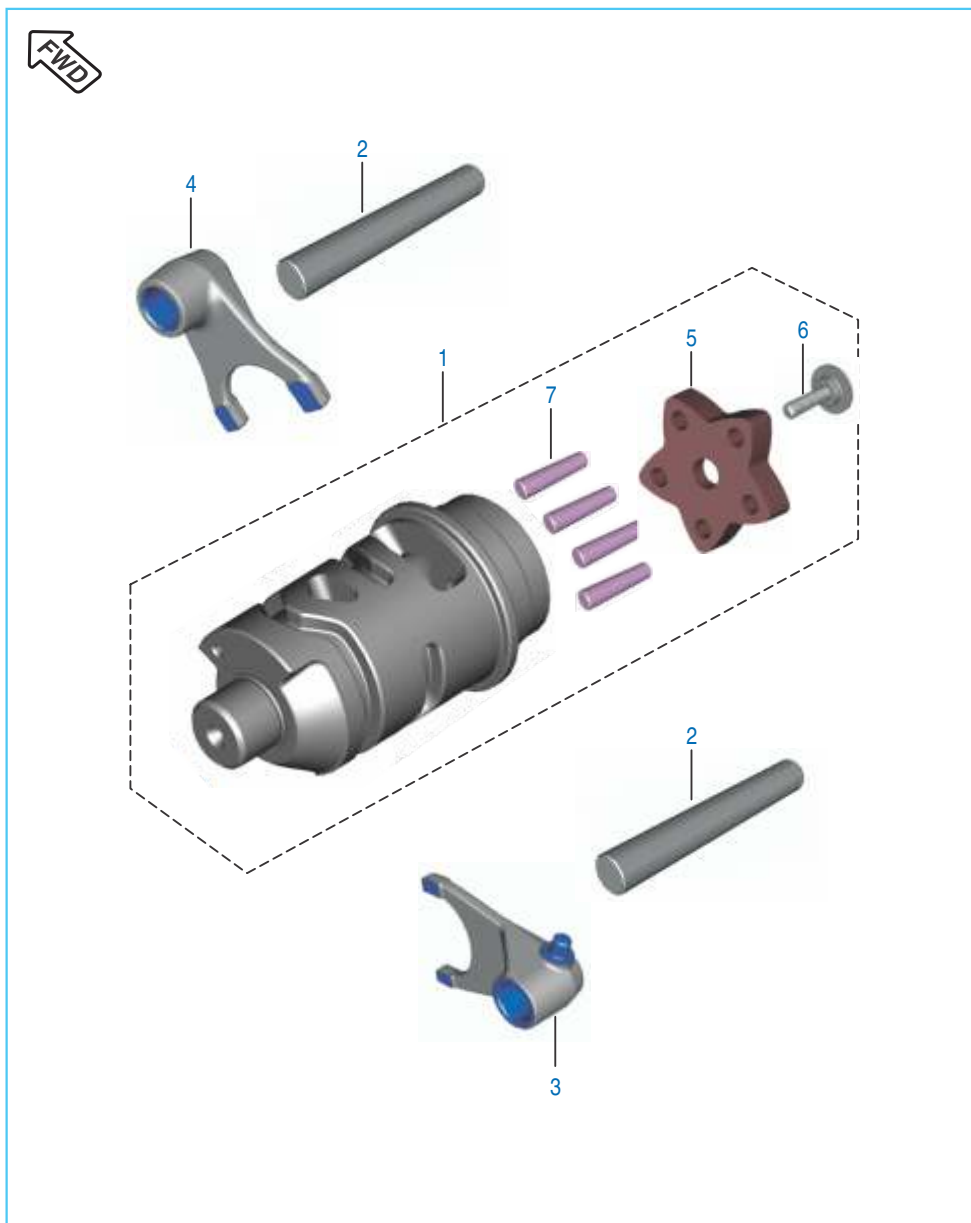
No.	Part No.	Description	Qty.	Remarks
1	PA 5510 02	Shaft Input	1	
2	PA 5512 07	Gear 4th Drive	1	
3	JA 5510 02	Spline Washer	3	
4	39 0987 17	Ring - Snap	5	
5	PF 5512 01	Gear 3rd Drive	1	
6	PF 5512 00	Gear 2nd Drive	1	
7	JA 5510 04	Washer Thrust 2nd Drive	1	
8	PF 5510 03	Shaft Output	1	
9	PF 5512 06	Washer Gear 2nd Driven	1	
10	PF 5512 03	Gear 2nd Driven	1	
11	PF 5512 04	Gear 3rd Driven	1	
12	PA 5512 06	Gear 4th Driven	1	
13	JZ 5512 05	Bush 1st Drive	1	
14	PA 5512 05	Gear 1st Driven	1	
15	JA 5510 08	Washer Thrust	1	
16	JA 5510 09	Collar Sprocket Drive	1	
17	59 2100 24	O-Ring	1	
18	JZ 5510 04	Sprocket Output	1	
19	DU 1012 13	Plate Lock-sprocket output	1	
20	DS 1013 55	Bolt Flanged	1	

Change Drum / Shift Fork



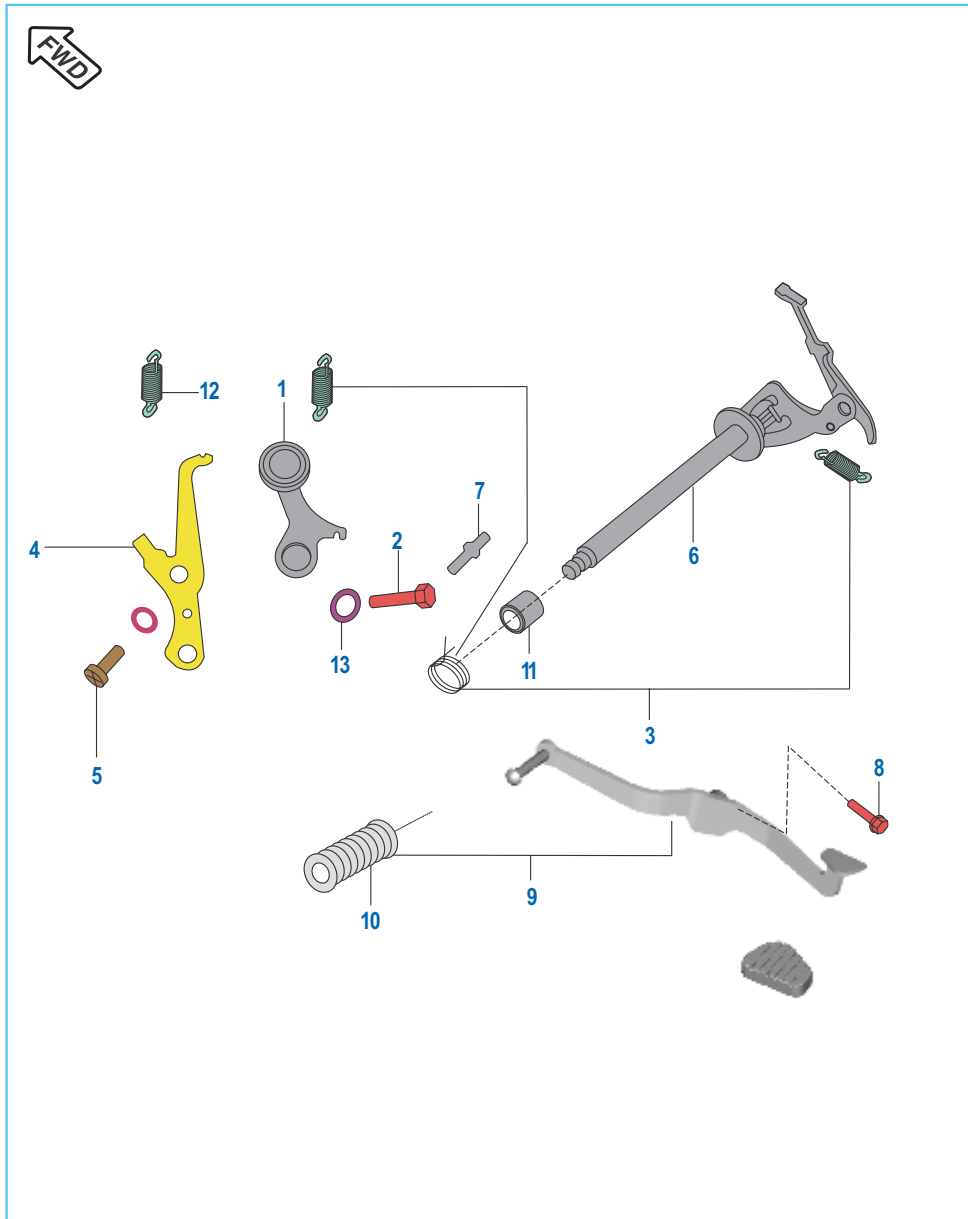
No.	Part No.	Description	CT 100	CT 100B	Remarks
1	31 1011 91	Fork Shift	1	1	
2	31 1010 51	Rod shift	2	2	
3	DU 1010 81	Drum Assly. Change	1	1	
4	DM 1010 98	Cup Stopper	1	1	
5	31 1011 92	Fork shift	1	1	
6	39 0992 06	Pin Dowel	5	5	
7	DP 1013 40	Bolt Soc. Head	1	1	
8	DM 1010 99	Plate Spacer	1	1	
9	DU 1010 83	Cam Drum Change	1	1	

Change Drum / Shift Fork - CT 100ES



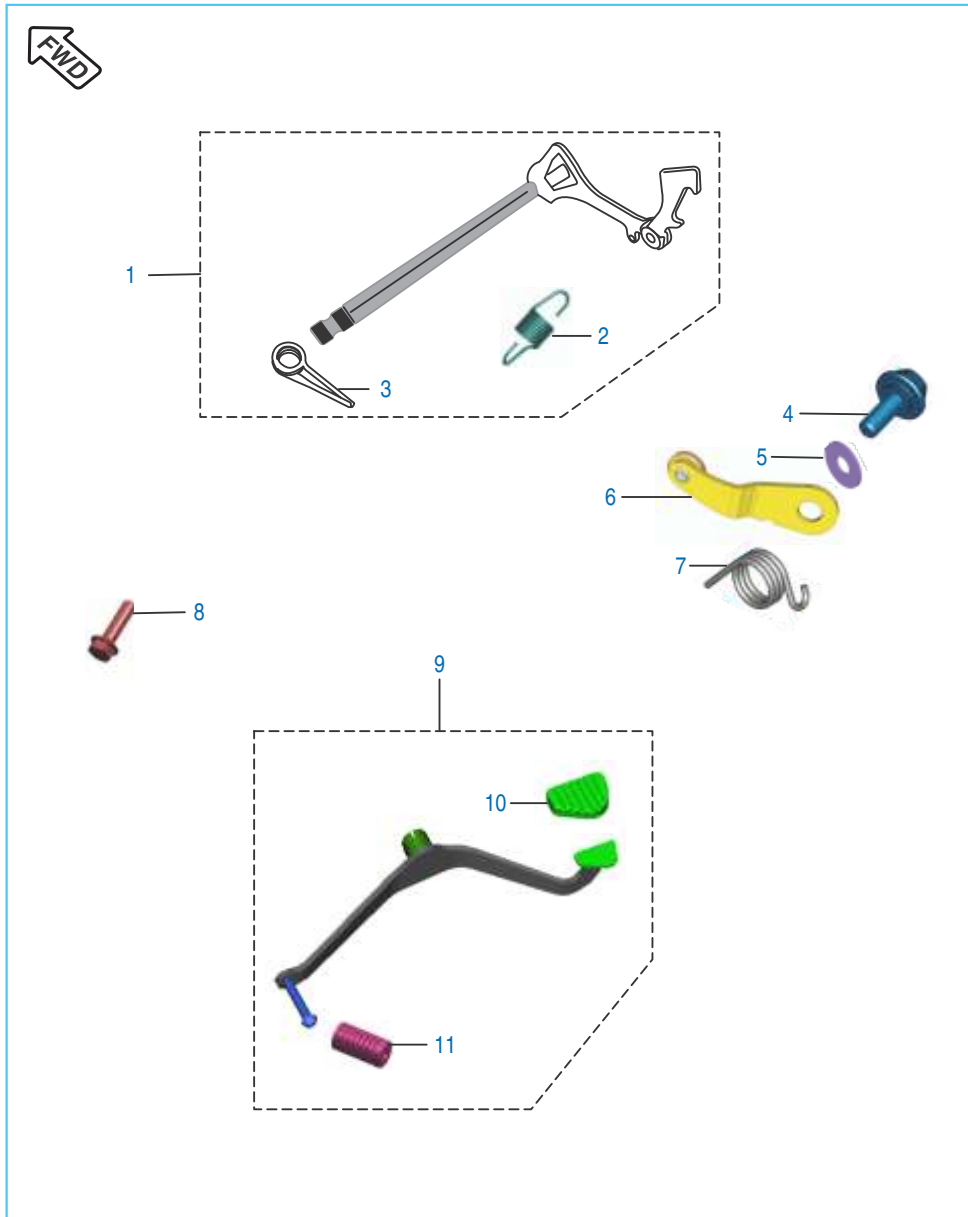
No.	Part No.	Description	Qty.	Remarks
1	PF 5610 00	Assly Drum Gear Shift	1	
2	PF 5610 02	Shaft Gear Fork Shift	2	
3	JD 5610 04	Fork Gear Shift Output	1	
4	JZ 5610 02	Fork Input Disco-H	1	
5	JA 5610 02	Cam Drum Change	1	
6	JD 5610 11	Special bolt	1	
7	39 0992 06	Dowel	5	

Gear Change Mechanism



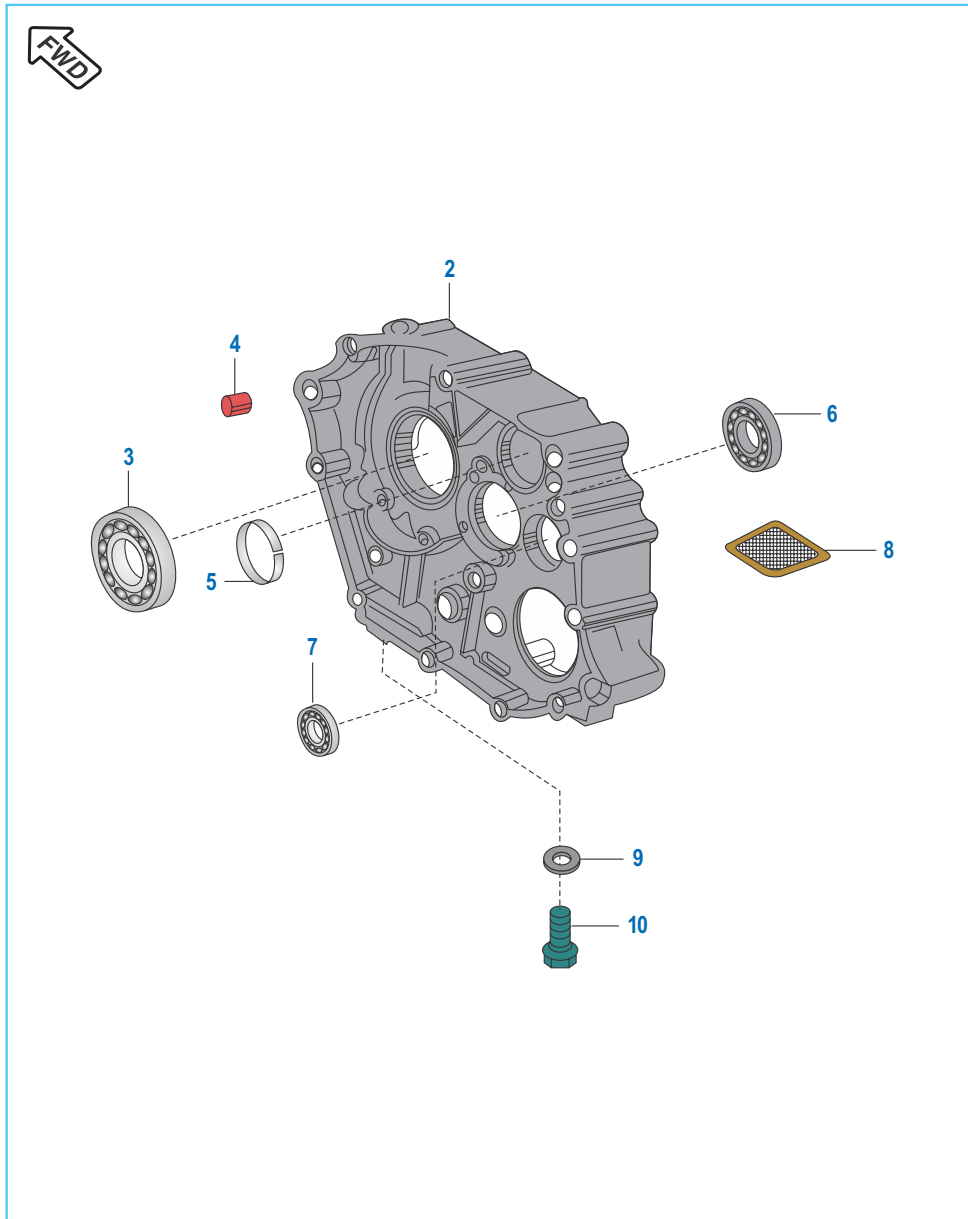
No.	Part No.	Description	CT 100	CT 100B	Remarks
1	DU 1010 73	Stopper Comp. Gear Shifter	1	1	
2	39 1994 04	Bolt	1	1	
3	36 DU10 04	Gear Lever Spring Kit	1	1	Refer Kit List
4	DU 1010 74	Plate Position	1	1	
5	39 0746 01	Screw Pan Cross	1	1	
6	52 DU01 04	Lever Comp. Change Shaft	1	1	Shaft+Spring+collar
7	DX 1010 68	Bolt - Gear Change Lever	1	1	
8	39 2474 04	Flanged bolt	1	1	
9	52 DM03 68	Lever Change / Damper	1	1	
10	DH 1015 09	Damper	1	1	
10A	JH 5614 04	Damper	1	1	
11	31 1011 09	Collar	1	1	
12	39 2704 11	Washer Spring Steel	1	1	
13	DU 1011 13	Spacer	1	1	

Gear Change Mechanism - CT 100ES



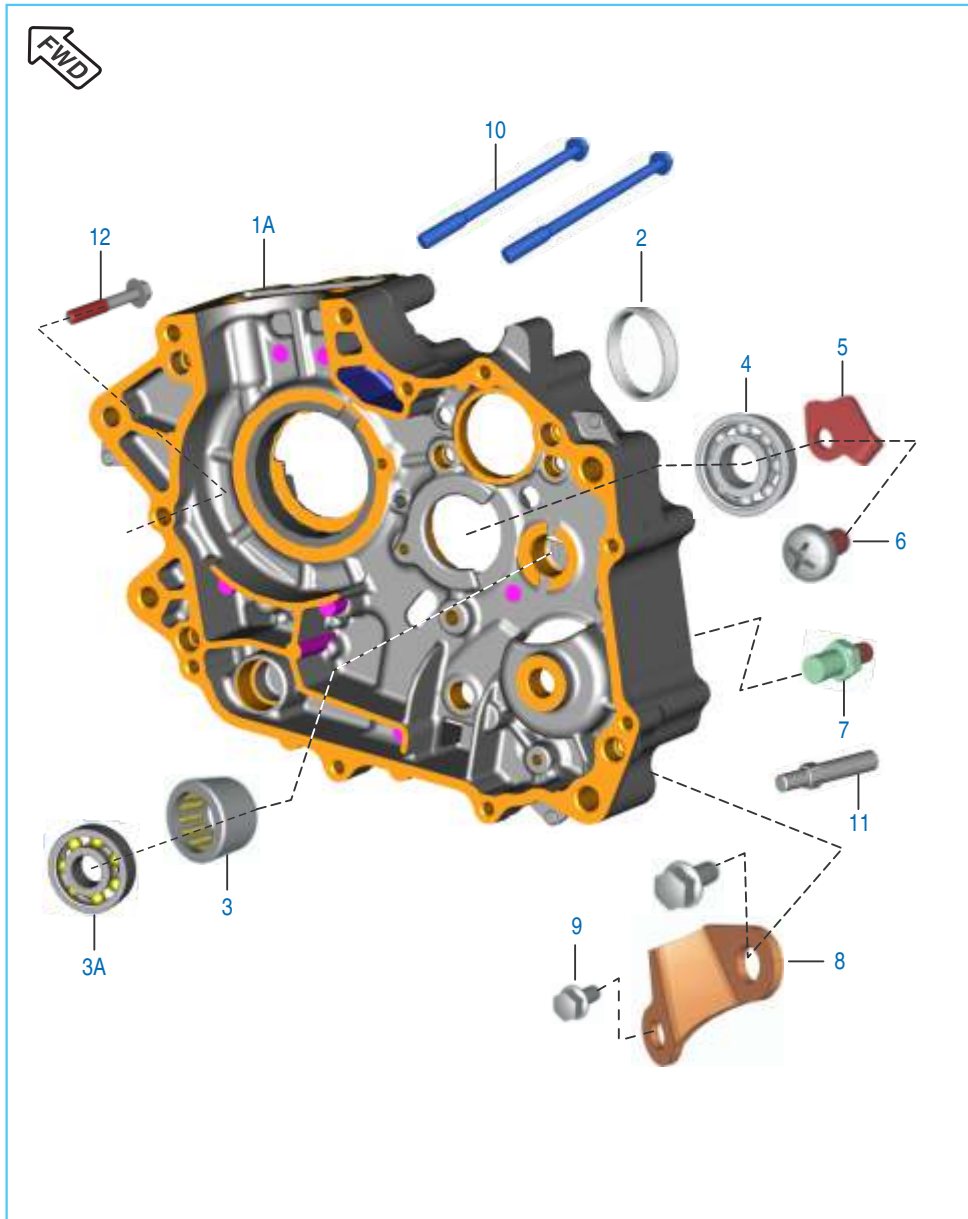
No.	Part No.	Description	Qty.	Remarks
1	PF 5612 00	Lever Comp Gear Shift	1	
2	JW 5612 06	Extension Spring	1	
3	JW 5612 08	Spring Gear Shift Return	1	
4	BF 5612 19	Bolt	1	
5	LD B000 44	Washer (Spring Steel)	1	
6	JH 5612 00	Inhibitor Comp. Gear Shift	1	
7	PF 5612 03	Spring (Inhibitor)	1	
8	39 1902 04	Bolt - Flange : M6	1	
9	DY 5614 00	Lever Gear Shift Assembly	1	
10	JH 5614 04	Damper	1	
11	DH 1015 09	Damper	1	

Engine Assembly / Crankcase RH



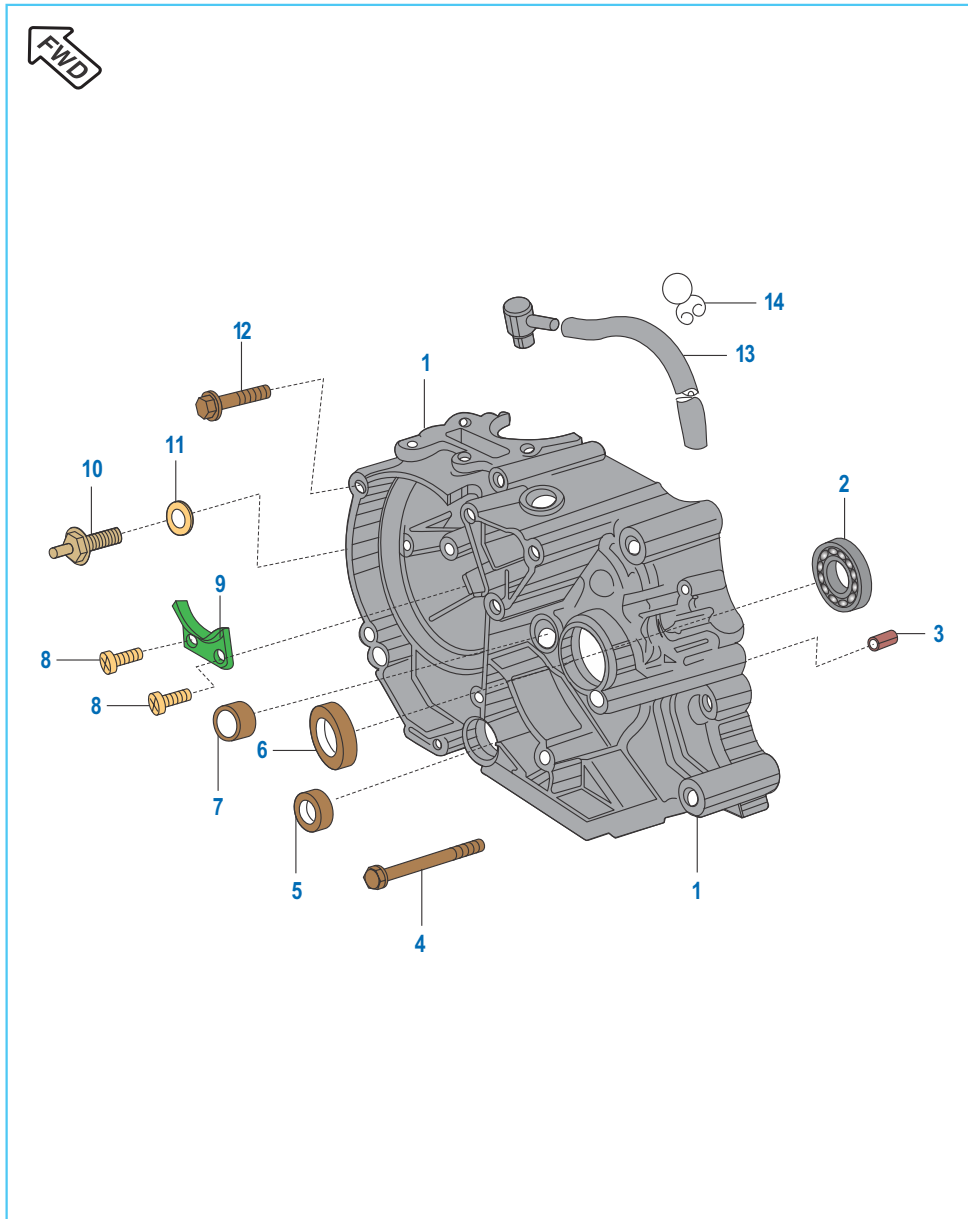
No.	Part No.	Description	CT 100	CT 100B	Remarks
1	DU 1012 20	Engine Assembly	1	--	N.I.
	DU 1012 45	Engine Assembly	--	1	N.I.
	DU 1013 59	Engine Assembly	1	1	N.I. BS IV
2	DU 1010 75	Crankcase RH	1	1	
3	39 1864 20	Bearing Ball	1	1	Crankshaft
4	39 0999 06	Dowel Pin	5	5	
5	DU 1010 85	Bushing	1	1	
6	01 1701 11	Bearing	1	1	
7	01 1701 10	Bearing	1	1	
8	DP 1014 52	Oil Strainer	1	1	
9	DG 1014 98	Gasket	1	1	
10	DU 1012 23	Plug (Drain)	1	1	

Engine Assembly / Crankcase RH - CT 100ES



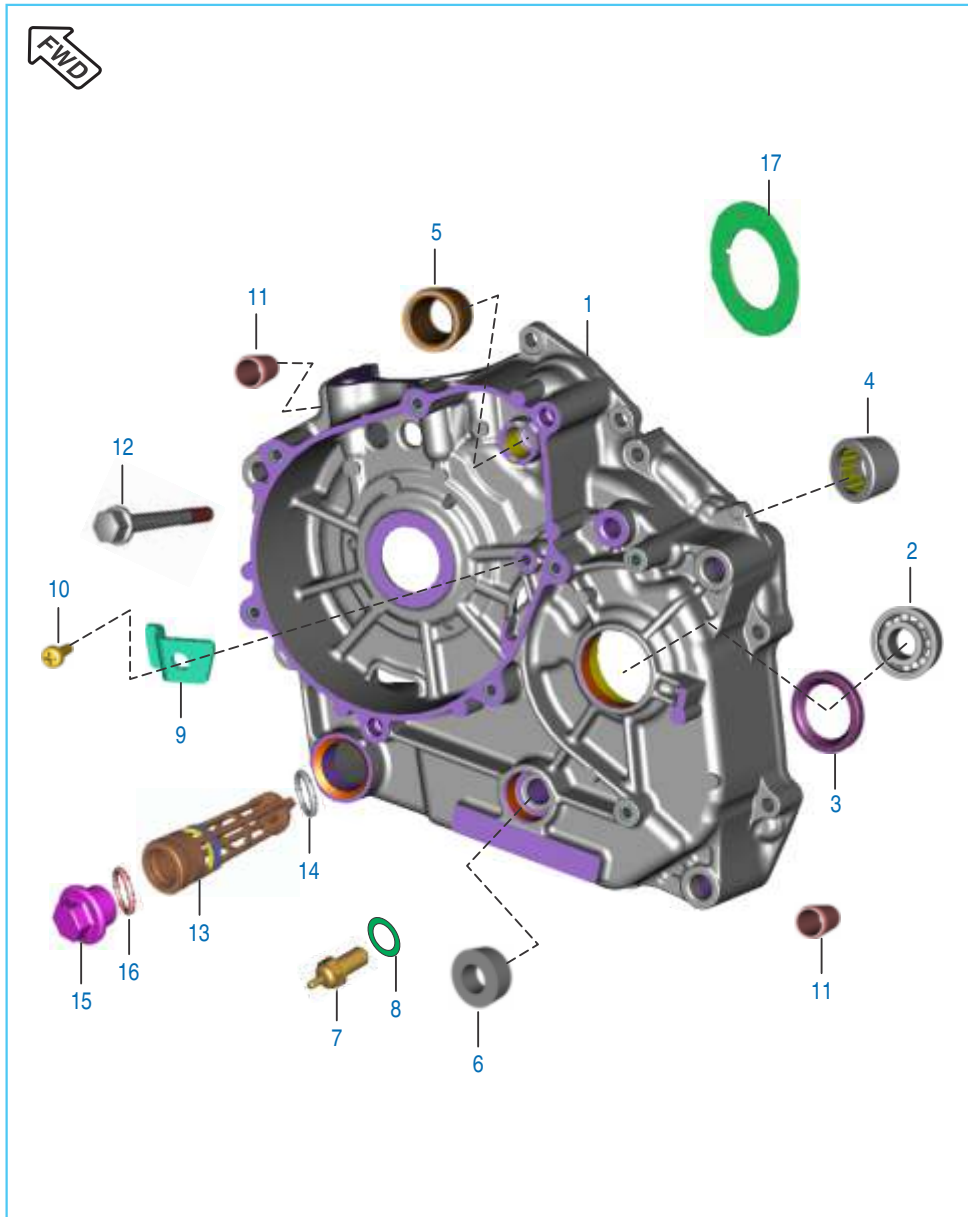
No.	Part No.	Description	Qty.	Remarks
1	PF 5010 89	Engine Assembly - ES	1	
	36 DU40 77	Kit Assembly crankcase RH	1	Refer Kit List
2	PF 5410 18	Bushing Drum	1	
3	39 2562 20	Needle Roller Bearing	1	
3A	KP BF62 01	Bearing ball C3 clearances	1	For CBS Model
4	59 2000 36	Bearing Ball C3 Clearances	1	
	KP BF62 03	Bearing ball C3 clearance HN3	1	For CBS Model
5	JA 5410 10	Stopper plate input bearing	1	
6	DH 1013 80	Screw - Pan Pre-coated	1	(M6X12)-39
	JG 1312 20	Screw pan cross - M6	1	For CBS Model
7	52 JA00 29	Bolt Pre - Coated	1	
8	JA 5410 12	Guide Kick	1	
9	DH 1016 39	Lock Screw Earthing	2	
	LA E000 15	Bolt flanged - M6	2	For CBS Model
10	KA ED06 85	Bolt	2	
11	JE 5410 28	Pin	1	
12	59 0400 38	Bolt Flange	1	

Crankcase LH



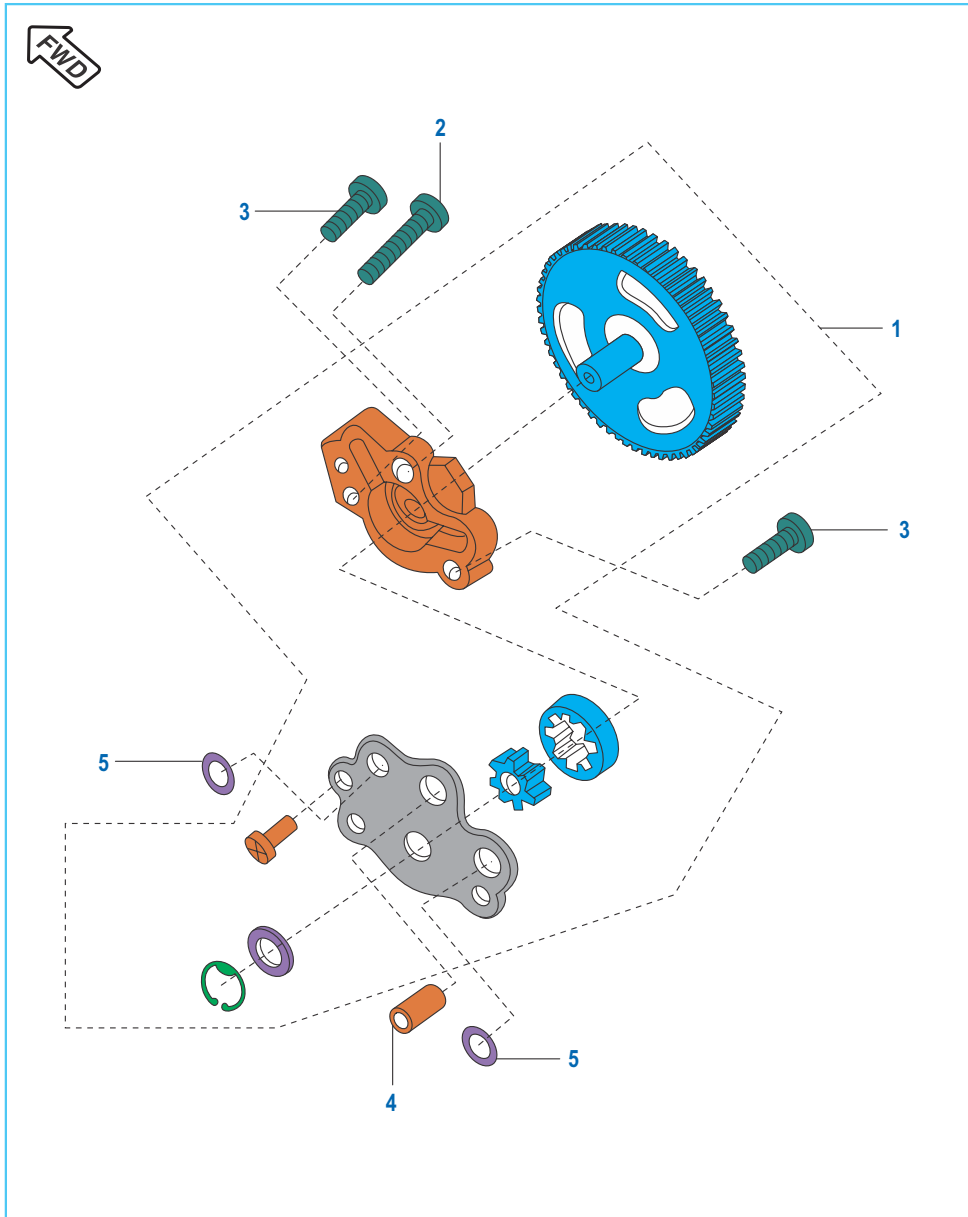
No.	Part No.	Description	CT 100	CT 100B	Remarks
1	DU 1012 16	Crankcase LH	1	--	
	DU 1012 80	Crankcase LH	1	1	
2	01 1701 11	Ball Bearing	1	1	
3	BA 1020 06	Dowel Pin	2	2	
4	39 1066 04	Bolt M6	3	3	
5	39 1043 19	Oil Seal	1	1	
6	39 1080 19	Seal Oil	1	1	
7	39 1008 20	Bearing Needle	1	1	
8	39 0702 01	Screw Pan Cross	2	2	
9	31 1010 56	Guide	1	1	
10	31 2010 81	Neutral Switch Comp	1	1	
11	DH 1017 84	Gasket Neutral Switch	1	1	
12	39 1075 04	Bolt Flanged M6	7	7	
13	DZ 1010 34	Tube rubber	1	1	
14	DP 1210 25	Clamp	2	2	

Crankcase LH - CT 100ES



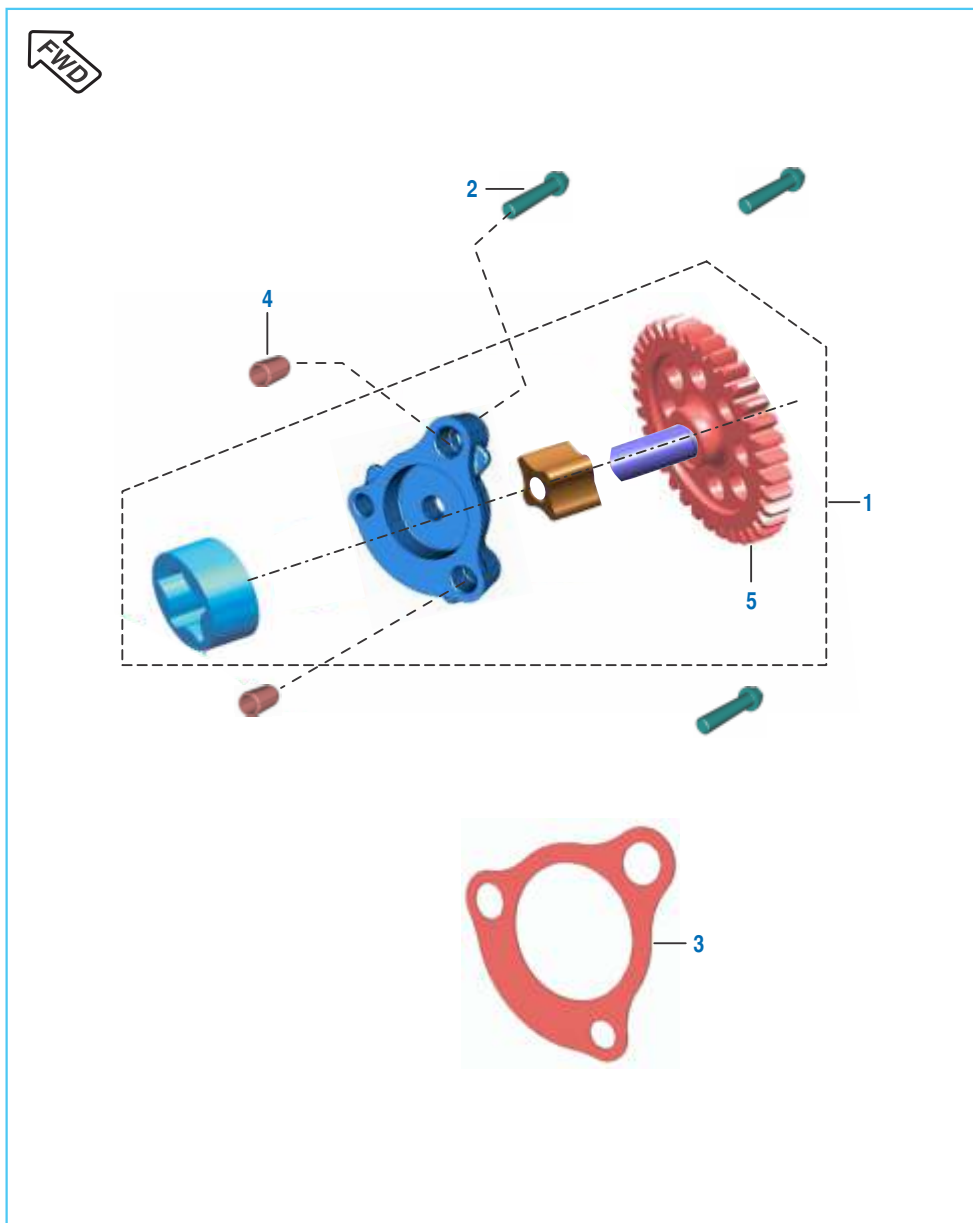
No.	Part No.	Description	Qty.	Remarks
1	36 DU40 78	Kit Assembly Crankcase LH	1	
	PF 5410 72	Crankcase LH	1	For CBS Model
2	59 2000 36	Ball Bearing	1	
	KP BF62 03	Bearing ball C3 clearance - HN3	1	For CBS Model
3	39 1715 19	Seal - Oil	1	
4	39 2562 20	Bearing - Needle Roller	1	
5	JA 5410 05	Bush Bendix	1	
6	39 2190 19	Seal - Oil	1	
7	31 2010 81	Switch - Neutral	1	
8	DH 1017 84	Gasket Neutral Switch	1	
9	JH 5410 21	Bracket Gear Stopper	1	
10	DH 1013 80	Screw Pan Cross - M6	1	
11	39 0999 06	Pin - Hollow Dowel	4	
12	59 0400 38	Bolt Flange	8	
13	JG 5710 24	Mesh Oil Filter Assy_G2	1	With 'O' ring
14	LJ A000 04	'O' ring-Strainer	1	
15	JV 5410 06	Cap Strainer	1	
16	59 2100 23	'O' ring Cap Strainer	1	

Oil Pump



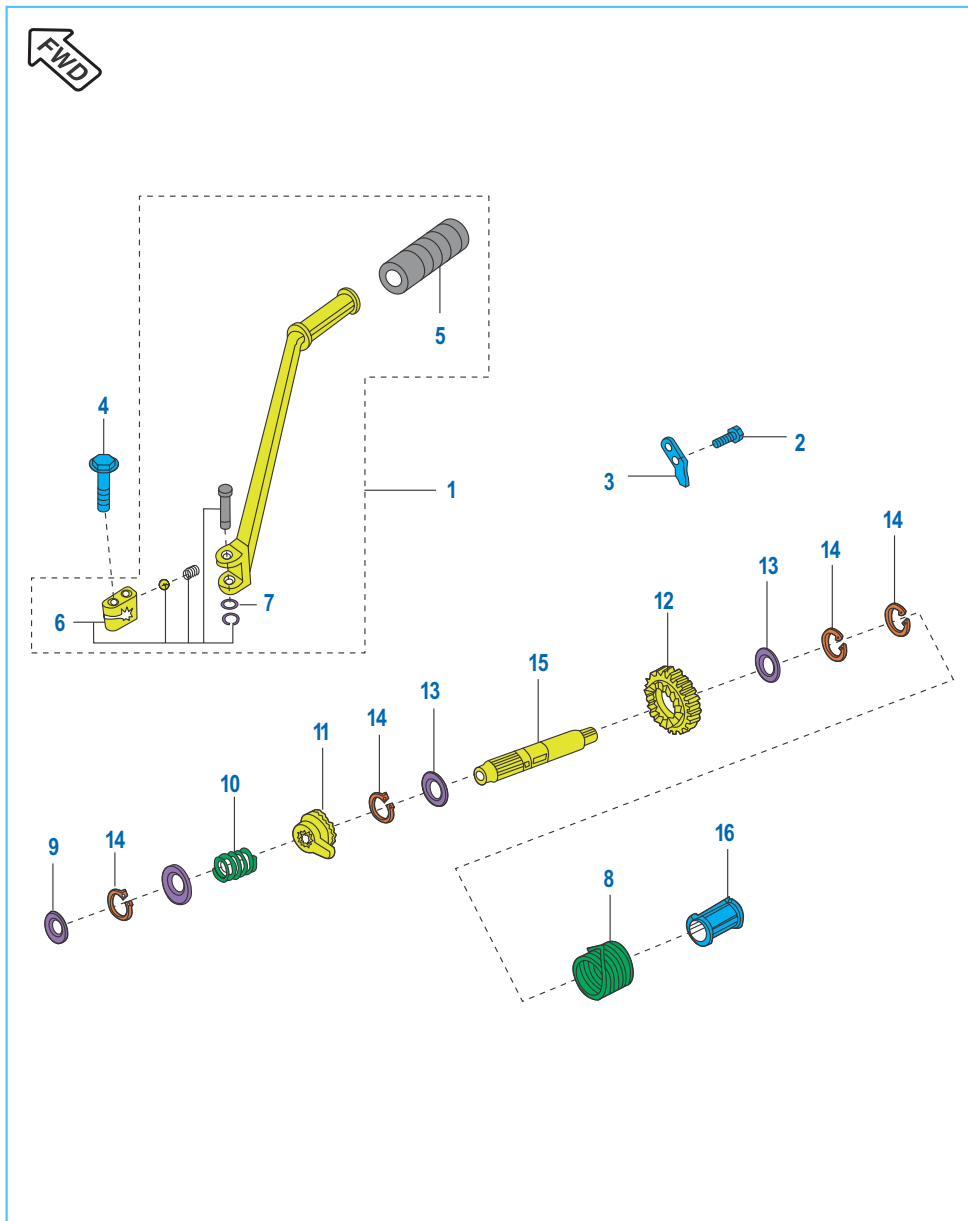
No.	Part No.	Description	CT 100	CT 100B	Remarks
1	DF 1210 03	Pump Assly. Oil	1	1	
2	39 0753 01	Screw Pan Cros	1	1	
3	39 1078 01	Screw Pan Cros	2	2	
4	39 0999 06	Pin dowel	1	1	
5	39 1013 21	Ring O	2	2	

Oil Pump - CT 100ES



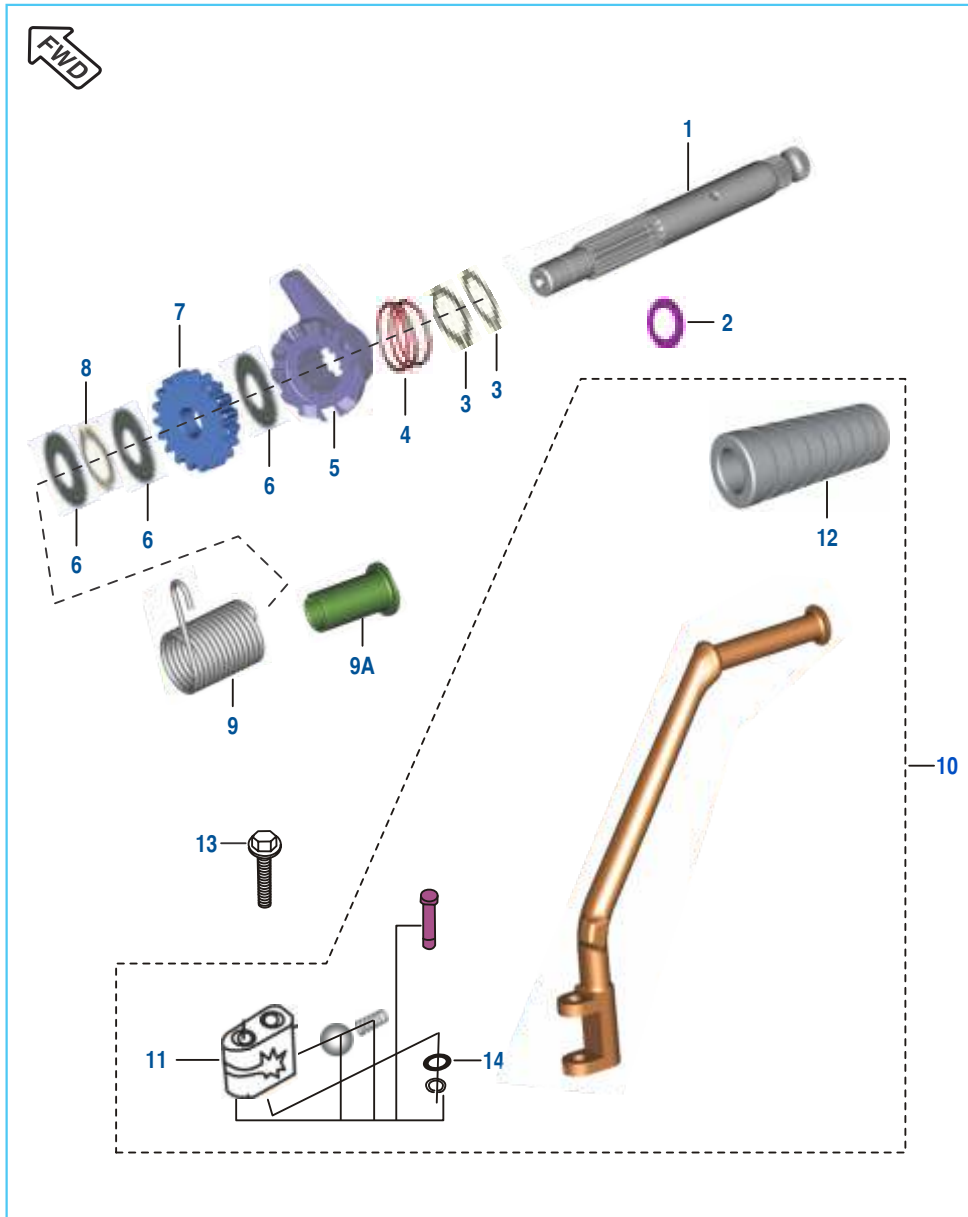
No.	Part No.	Description	Qty.	Remarks
1	JB 5710 05	Assembly Oil Pump	1	
2	FD 1010 78	Screw Pan Cross :	3	
3	JA 5410 16	Gasket Case Oil Pump	1	
4	39 0999 06	Pin Dowel	2	
5	JB 5710 06	Gear Oil Pump Driven	1	

Kick Starter Mechanism



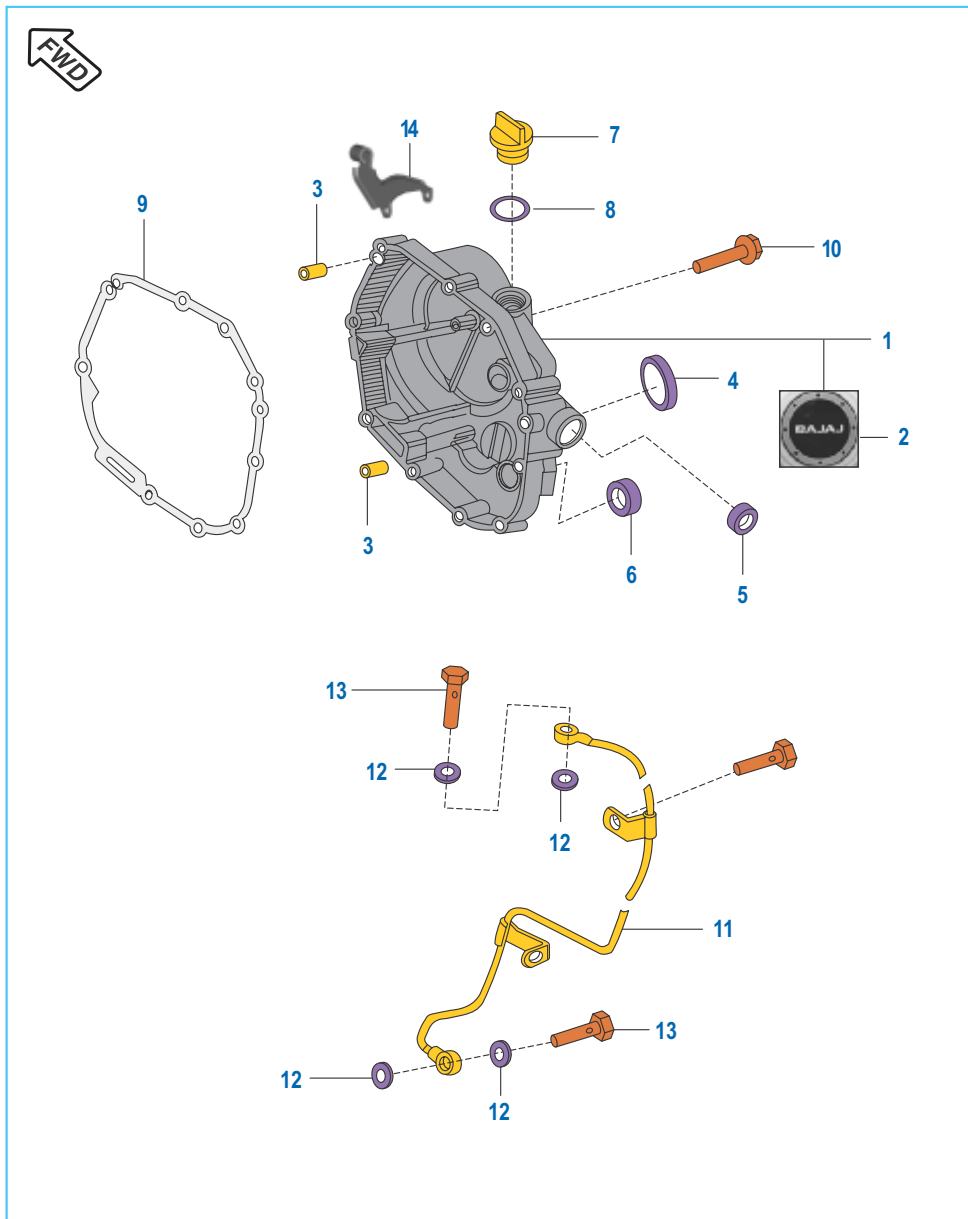
No.	Part No.	Description	CT 100	CT 100B	Remarks
1	DU 1010 50	Lever Assly Kick Comp.	1	1	
2	DD 1012 64	Screw Pan Cross	2	2	
3	DD 1012 54	Guide Kick	1	1	
4	JA 6212 06	Flanged bolt	1	1	
5	30 1011 54	Bush (Damper)	1	1	
6	36 DU10 07	Boss Kick Set	1	1	Refer Kit List
7	22 1502 41	Plain Washer	1	1	
8	31 1010 41	Spring	1	1	
9	39 0993 11	Plain Washer	1	1	
10	31 1010 39	Coil Spring	1	1	
11	31 1010 38	Ratchet	1	1	
12	DU 1010 38	Gear Spur Kick Start	1	1	
13	39 0995 11	Plain Washer	2	2	
14	39 0738 17	External Circlip Type C	4	4	
15	DU 1010 45	Shaft Kick	1	1	
16	31 1010 40	Guide	1	1	

Kick Starter Mechanism - CT 100ES



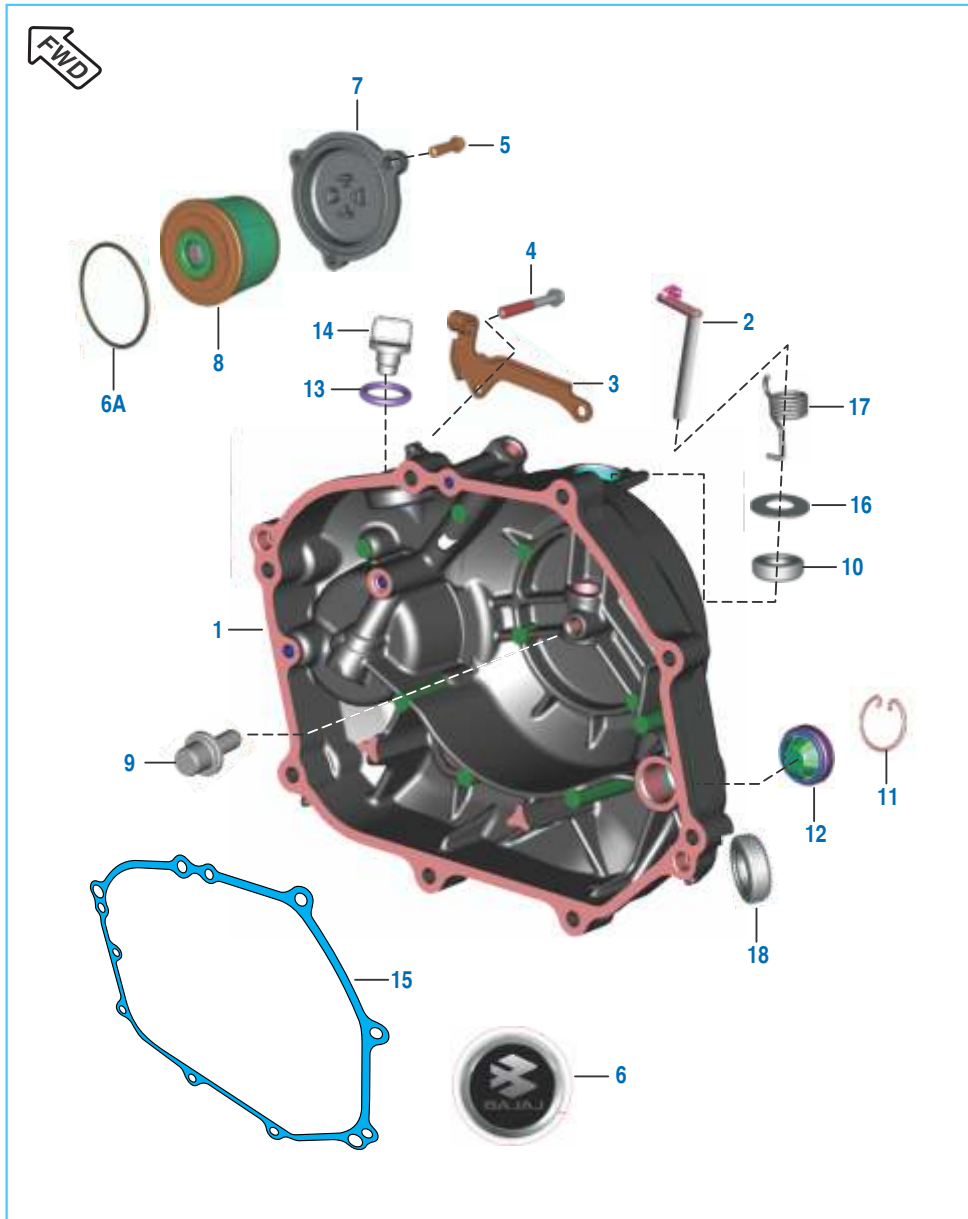
No.	Part No.	Description	Qty.	Remarks
1	PF 6210 03	Kick Shaft	1	
2	JA 6210 06	Washer Thrust	1	
3	39 0738 17	Circlip	2	
4	DS 1011 17	Spring Kick Starter Ratchet	1	
5	JA 6210 02	Ratchet	1	
6	39 0993 11	Washer Plain	3	
7	PA 6210 05	Gear Starter Pinion	1	
8	39 2408 17	External Circlip	1	
9	JE 6210 03	Spring Kick Return	1	
9A	JE 6210 04	Sleeve	1	
10	DU 1010 50	Assembly Kick Lever	1	
11	36 DU10 07	Kit Boss Kick Lever	1	Refer Kit Details
12	DD 1010 97	Damper	1	
13	JA 6212 06	Bolt Flange	1	
14	22 1502 41	Plain Washer	1	

Cover Clutch



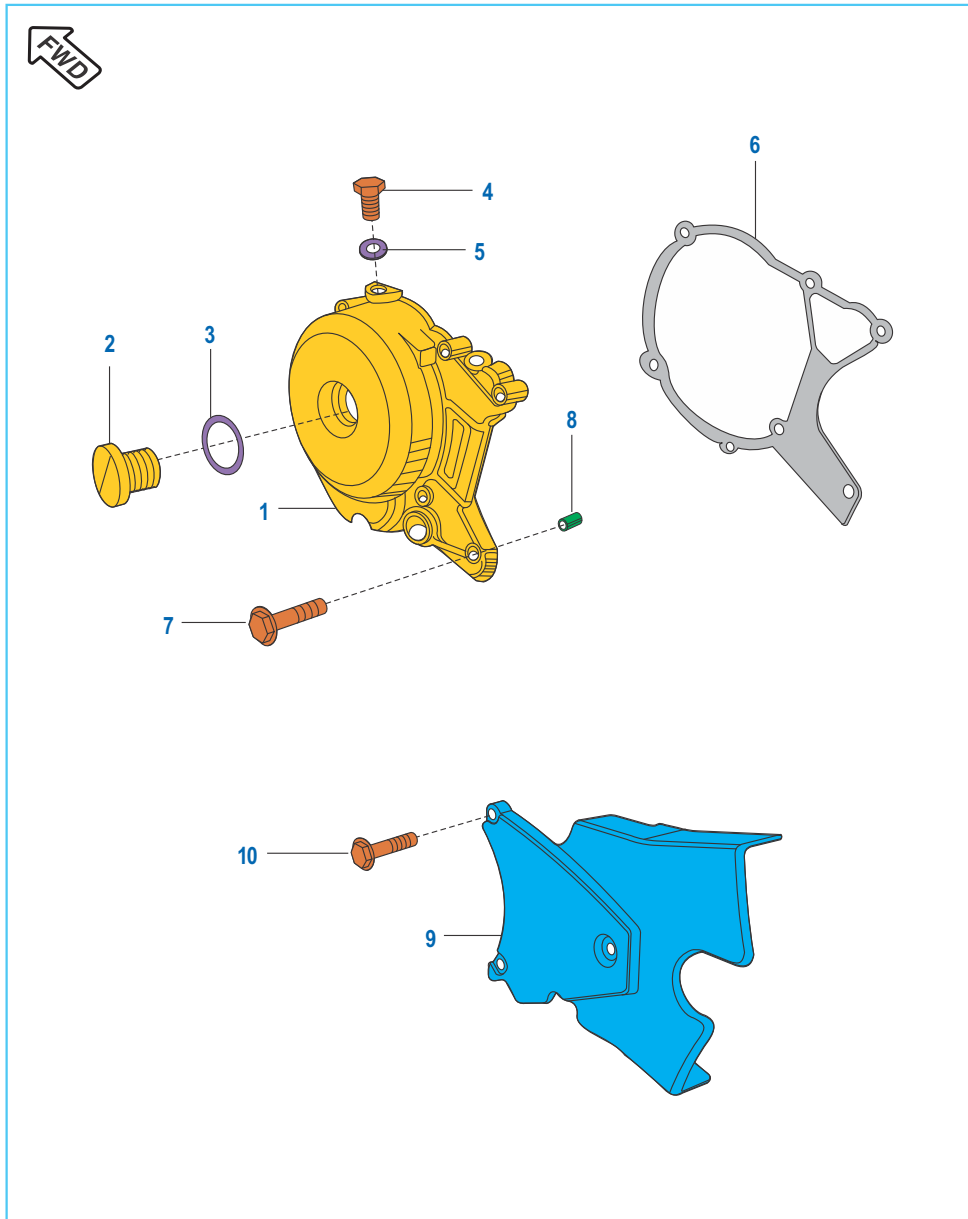
No.	Part No.	Description	CT 100	CT 100B	Remarks
1	52 DU01 97	Clutch cover & Decal	1	1	Refer Kit List
2	DZ 1010 46	Label Clutch Cover	1	1	
3	39 0999 06	Dowel Pin	2	2	
4	31 1010 67	Gauge	1	1	
5	39 1041 19	Seal oil	1	1	
6	30 1011 42	Seal oil	1	1	
7	DD 1013 25	Cap oil filler	1	1	
8	39 2134 21	O ring	1	1	
9	DM 1011 40	Gasket (Clutch cover)	1	1	
10	39 1075 04	Bolt flanged small	10	10	
11	DU 1210 05	Pipe Oil	1	1	
12	DD 1015 17	Gasket	4	4	
13	39 1023 04	Bolt	3	3	
14	DX 1010 30	Bracket Clutch Cable	1	1	

Cover Clutch - CT 100ES



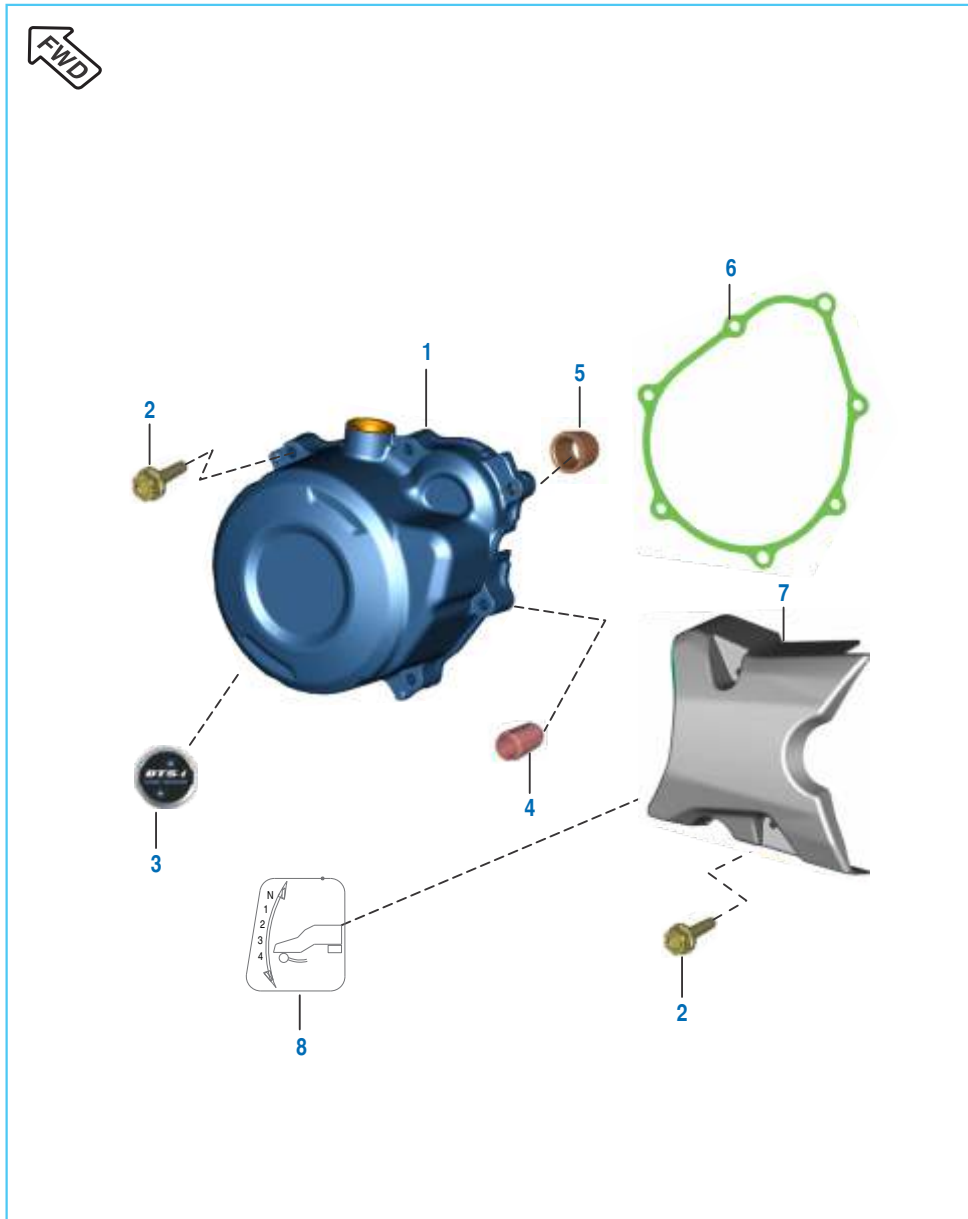
No.	Part No.	Description	Qty.	Remarks
1	36 DU40 79	Kit Assly Clutch Cover	1	Refer Kit List
	PF 5412 56	Assly Clutch Cover	1	Comfortec (June 16)
2	JV 5412 08	Shaft Clutch Release Assly	1	
3	PF 5412 55	Bracket Clutch Cable	1	
4	59 0400 38	Bolt - Flange : M6	8	
5	LA E000 05	Bolt	3	
6	JV 5412 25	Label Cover Clutch	1	
6A	39 1671 21	Ring - 'O'	1	
7	PF 5412 54	Cap Filter	1	Comfortec (June 16)
8	DD 1211 81	Element Oil Filter	1	
9	PF 5514 07	Rod-Push	1	
10	39 1041 19	Seal - Oil	1	
11	DS 1012 15	Clip - Wire	1	
12	JL 5412 27	Window Oil Gauge	1	
13	JA 5412 25	O Ring Cap Oil Filler	1	
14	JA 5412 11	Cap Oil Filler	1	
15	JA 5412 12	Gasket Clutch Cover	1	
16	39 2443 11	Plain Washer (12.5X24X0.8)	1	
	JE 5412 13	Washer plain	1	For CBS Model
17	JE 5412 14	Spring Torsion Cl. Cover	1	
18	30 1011 42	Seal - Oil (Kick Shaft)	1	

Cover Magneto



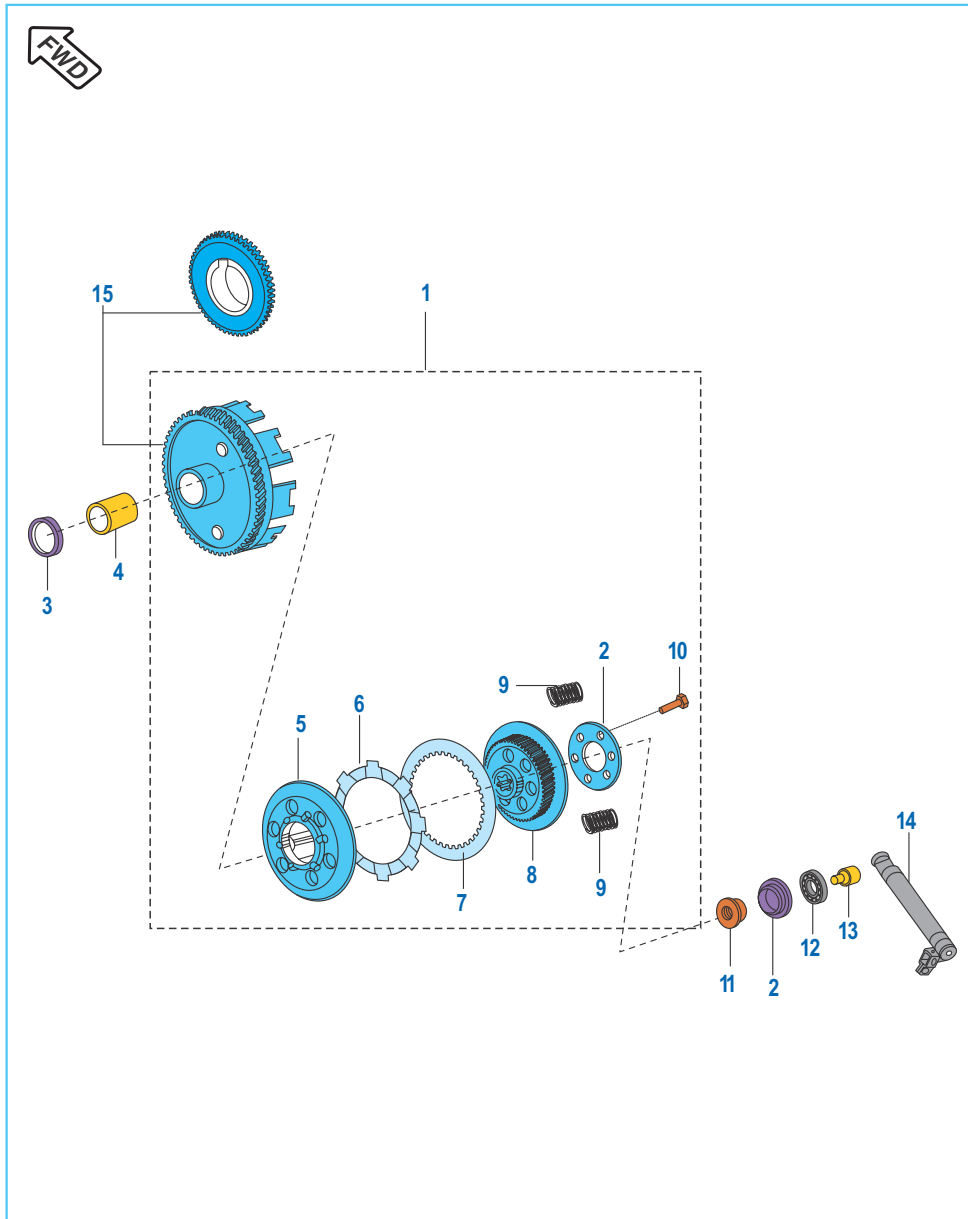
No.	Part No.	Description	CT 100	CT 100B	Remarks
1	31 1012 95	Cover Generator	1	1	
	52 DU01 56	Assly Cover Genarator	1	1	
2	31 1010 62	Bolt	1	1	
3	39 1019 21	Ring O	1	1	
4	31 1010 61	Plug	1	1	
5	31 1011 13	Gasket	1	1	
6	DM 1011 39	Gasket - Generator Cover	1	1	
7	39 1074 04	Bolt Flanged Small	5	5	
8	39 0999 06	Pin	2	2	
9	52 DM00 86	Cover Chain (Engine)	1	1	
10	39 2147 04	Bolt Flanged Small	3	3	

Cover Magneto - CT 100ES



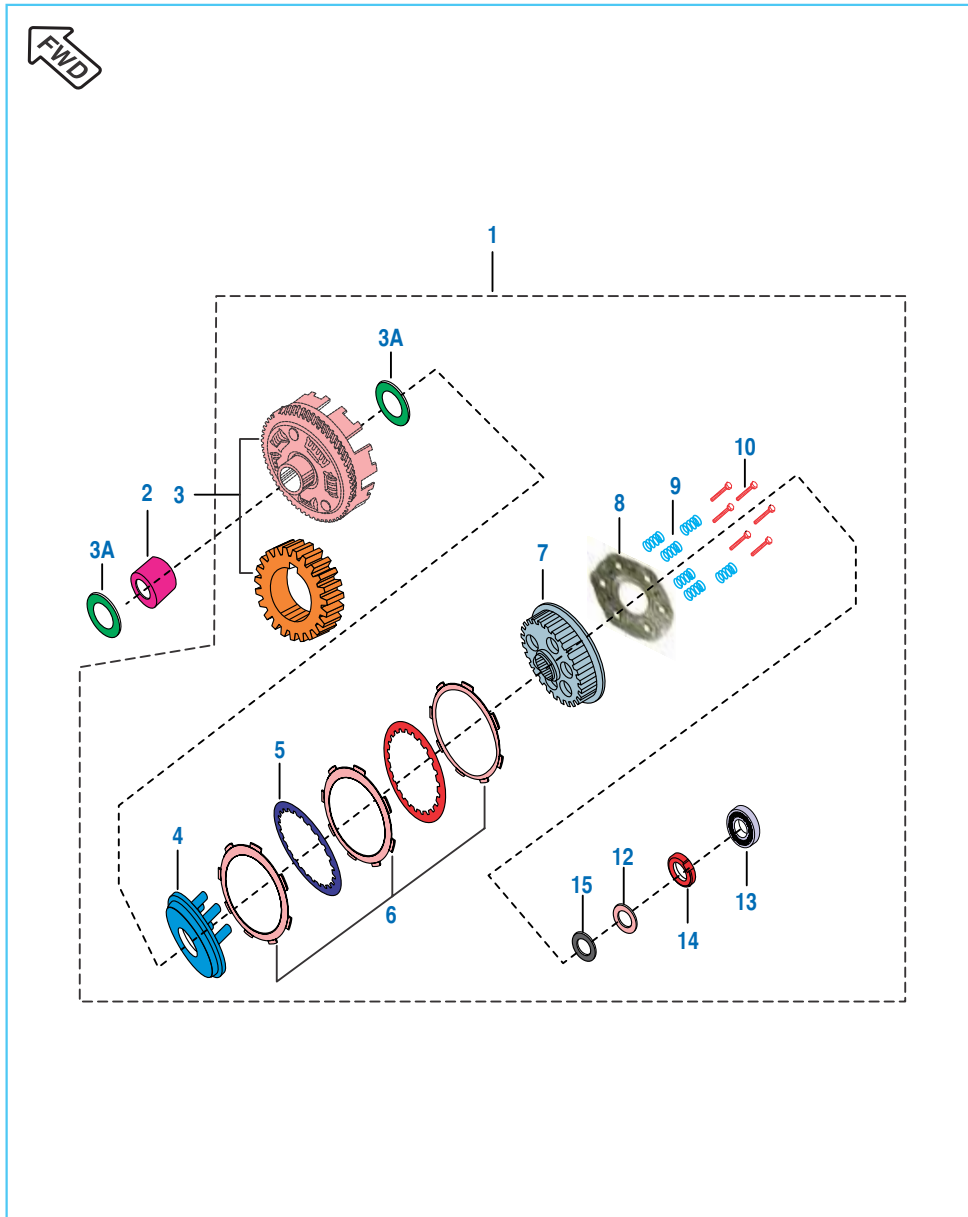
No.	Part No.	Description	Qty.	Remarks
1	52 JV01 43	Assly Cover Magneto - ES	1	Refer Kit List
	PF 5412 37	Cover assembly magneto	1	For CBS Model
2	59 0400 38	Bolt - Flanged : Small	7	
3	PF 5412 49	Label Mag Cover	1	
4	39 0999 06	Dowel	2	
5	JA 5410 05	Bush Bendix	1	
6	PF 5412 40	Gasket Magneto Cover	1	
	JB 5412 24	Gasket Magneto Cover	1	EC - 22.05.18
7	PF 5412 63	Assembly Cover LH RR	1	
8	DS 1611 50	Gear Shift Label	1	

Clutch Assembly



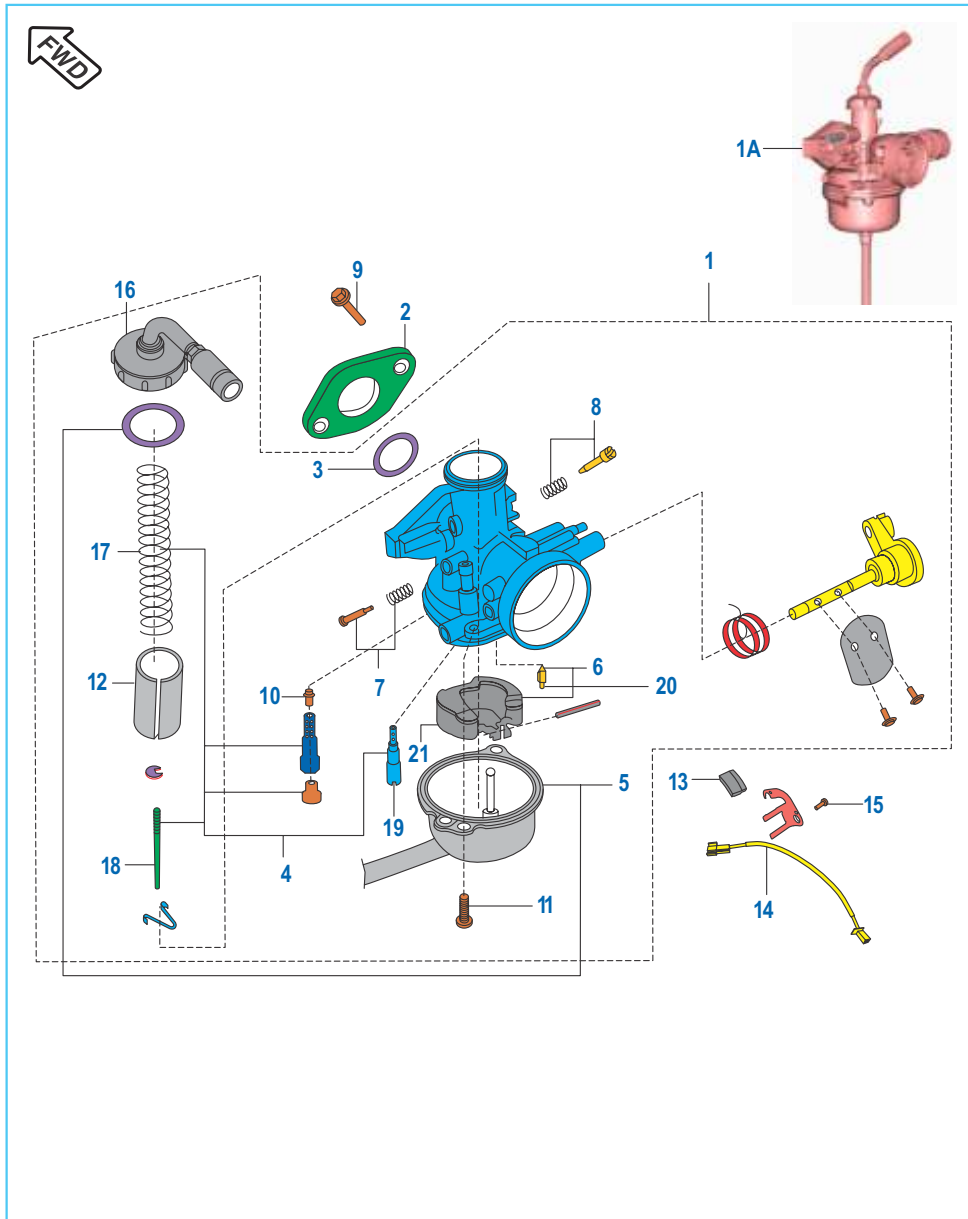
No.	Part No.	Description	CT 100	CT 100B	Remarks
1	DX 1010 55	Clutch Assembly	1	1	
2	31 1011 37	Holder	1	1	
3	39 2600 11	Plain Washer	2	2	
4	DU 1011 09	Collar	1	1	
5	DD 1014 92	Wheel Clutch	1	1	
6	36 DD40 08	Kit Plate Friction	1	1	Refer Kit List
7	30 1010 96	Plate Clutch	4	4	
8	DD 1014 93	Hub Clutch	1	1	
9	28 1012 14	Spring	6	6	
10	39 0980 04	Hex. Bolt	6	6	
11	39 1053 15	Hex.Nut / Flange	1	1	
12	39 2403 20	Bearing	1	1	
13	31 1011 48	Rod Push	1	1	
14	DX 1010 35	Lever Assly. Complete	1	1	
15	36 DU40 55	Kit Gear Primary Drive + Driven	1	1	Refer Kit List

Clutch Assembly - CT 100ES



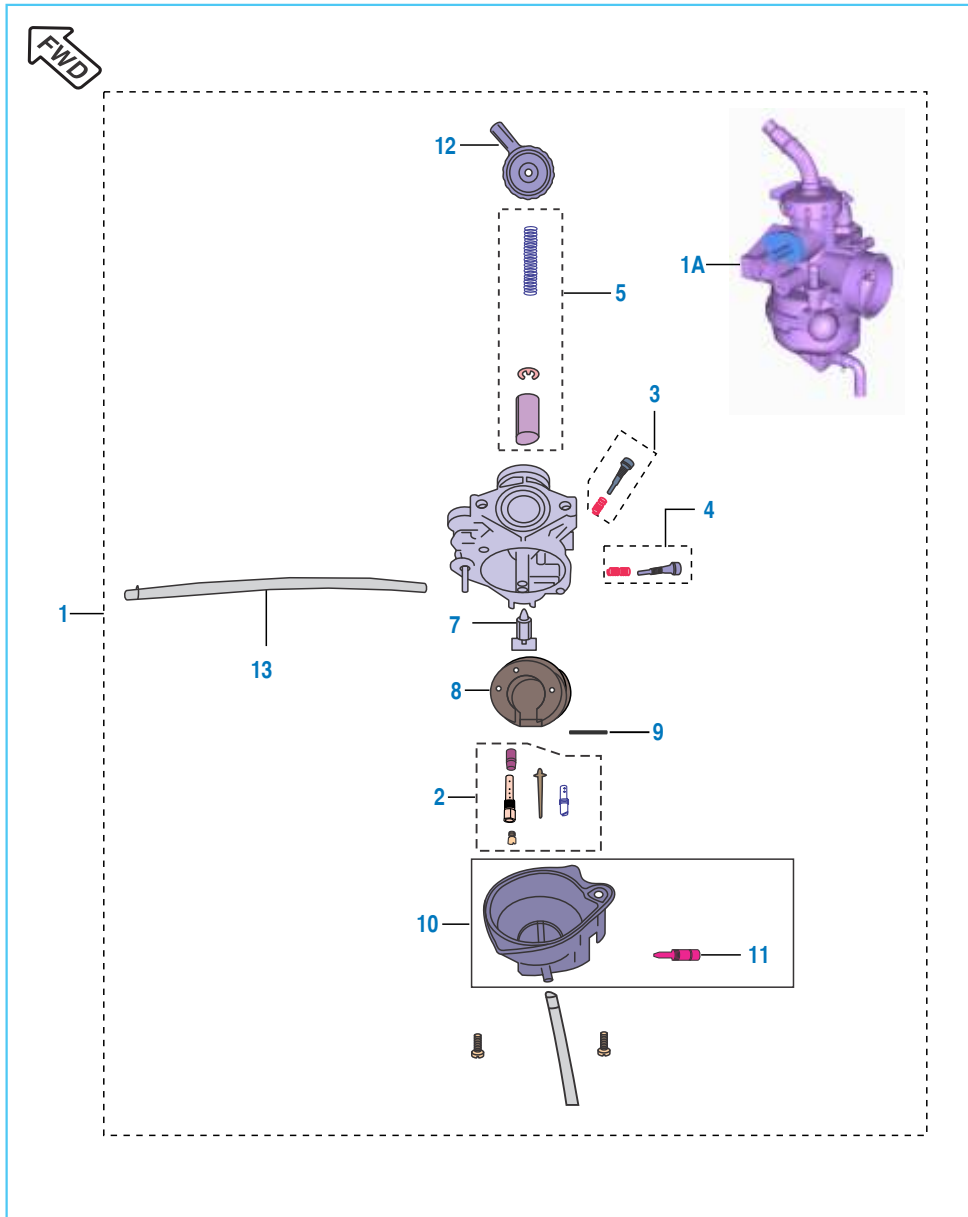
No.	Part No.	Description	Qty.	Remarks
1	PF 5514 12	Assembly Clutch	1	
2	JA 5514 06	Collar Clutch	1	
3	36 JZ00 23	Kit Primary Drive & Driven	1	Refer Kit List
3A	39 2600 11	Washer - Plain	2	
4	JB 5514 08	Wheel Clutch	1	
5	30 1010 96	Plate Clutch	4	
6	36 JE00 24	Kit Friction Plate	1	Refer Kit List
7	PF 5514 11	Hub Clutch	1	
8	JB 5514 06	Holder	1	
9	28 1012 14	Compression Spring	6	
10	39 0980 04	Bolt Flanged	6	
	KA AD05 25	Bolt	6	For CBS Model
12	JA 5514 20	Washer Plain	1	
13	39 1001 20	Bearing - Ball	1	
14	52 JA00 28	Nut Crankshaft M14	1	
15	JE 5514 09	Washer Belleville	1	

Carburetor Assembly



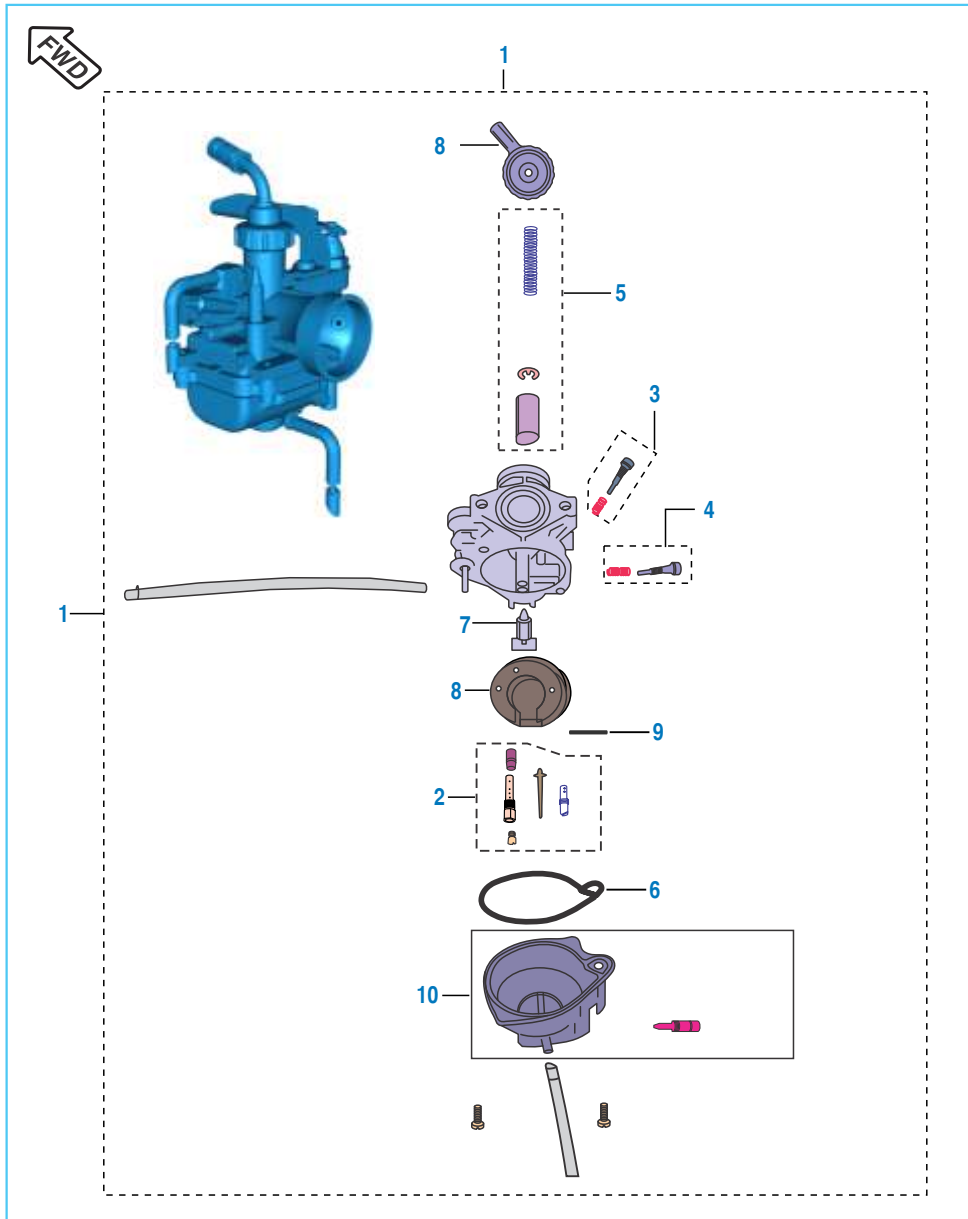
No.	Part No.	Description	CT 100	CT 100B	Remarks
1	DU 1210 09	Carburettor Assly. (PB-16)	1	1	
1A	DU 1210 60	Assembly Carburettor	1	1	BS IV
2	DU 1010 57	Insulator (Carburettor / Intake)	1	1	
3	39 1283 21	O ring	1	1	
4	36 DU12 06	Carburettor Holder / Jet Kit	1	1	
5	36 DU12 04	Gasket O ring Kit for Carb.	1	1	
6	36 DU12 05	Carburettor Float pin Kit	1	1	
7	36 DU12 02	Idling Screw kit	1	1	
8	36 DU12 03	Air Control Screw Kit	1	1	
9	DU 1012 28	Flanged bolt	2	2	
10	DU 1210 28	Seat for Jet Needle	1	1	
11	DD 1211 71	Screw with washer	2	2	
12	DU 1210 17	Valve throttle	1	1	
13	DH 1211 01	Magnet Assly.	1	--	
14	DH 1211 02	Reed Switch Assly.	1	--	
15	39 1062 04	Bolt Flanged Small	1	--	
16	DU 1210 22	Cap Assly.	1	1	
17	DU 1210 21	Spring Throttle	1	1	
18	DU 1210 18	Needle Jet	1	1	
19	DU 1210 13	Jet Pilot	1	1	
20	DD 1211 68	Valve Float	1	1	
21	DU 1210 15	Float	1	1	

Carburetor Assembly - CT 100ES



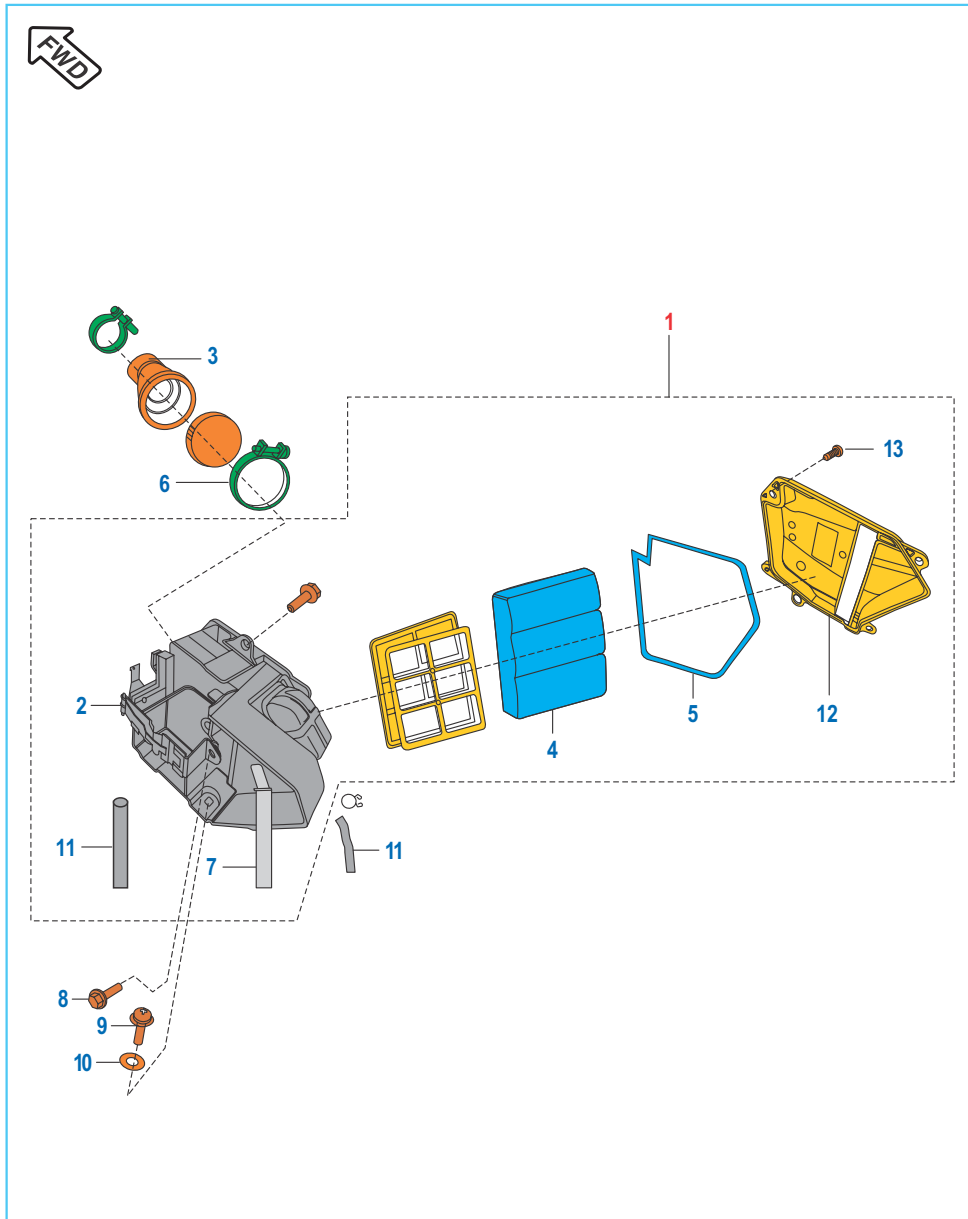
No.	Part No.	Description	Qty.	Remarks
1	PF 5812 44	Assly Carburetor Manual Choke	1	
2	36 DU40 84	Kit Carb Jet	1	Refer Kit List
3	36 JH00 40	Kit Carb Air Screw / Slow Jet	1	Refer Kit List
4	36 DU40 83	Kit Carb Idling Screw	1	Refer Kit List
5	36 DU40 81	Kit Carb Throttle Valve	1	Refer Kit List
6	36 JH00 12	Kit O Ring & Gasket	1	Refer Kit List
7	JB 5812 29	Valve Comp Float	1	
8	JB 5812 30	Float	1	
9	JB 5812 56	Arm Pin Float	1	
10	36 JH00 44	Float Chamber Kit	1	
11	JB 5812 60	Drain Screw	1	
12	36 DU40 82	Top Cap	1	
13	JB 5812 58	Tube Air Vent	1	

Carburetor Assembly - UCAL Make for CT 100ES CBS



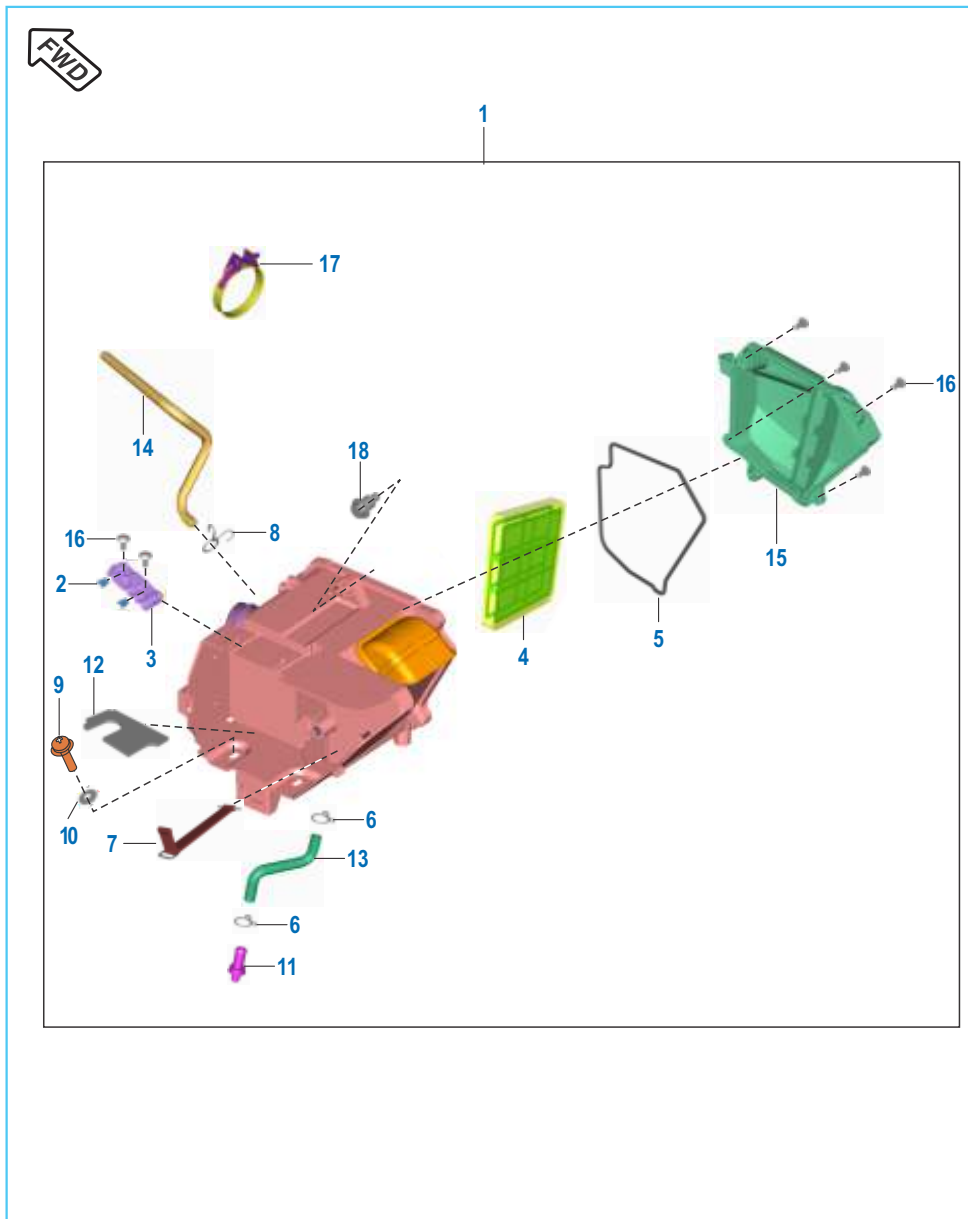
No.	Part No.	Description	Qty.	Remarks
1	PF 5812 64	Assly Carburetor Manual Choke	1	
2	36 PF01 46	Jet kit	1	
3	36 PF01 44	Air screw kit	1	
4	36 PF01 45	Idling adjuster kit	1	
5	36 PF01 43	Piston valve assy kit	1	
6	36 PF01 48	O - Ring & gasket kit	1	
7	16 1211 38	Needle Assembly	1	
8	36 PF01 49	Mixing cap assembly kit	1	
9	DH 1210 63	Arm Pin Float	1	
10	36 PF01 47	Float body assembly kit	1	

Air Cleaner Complete



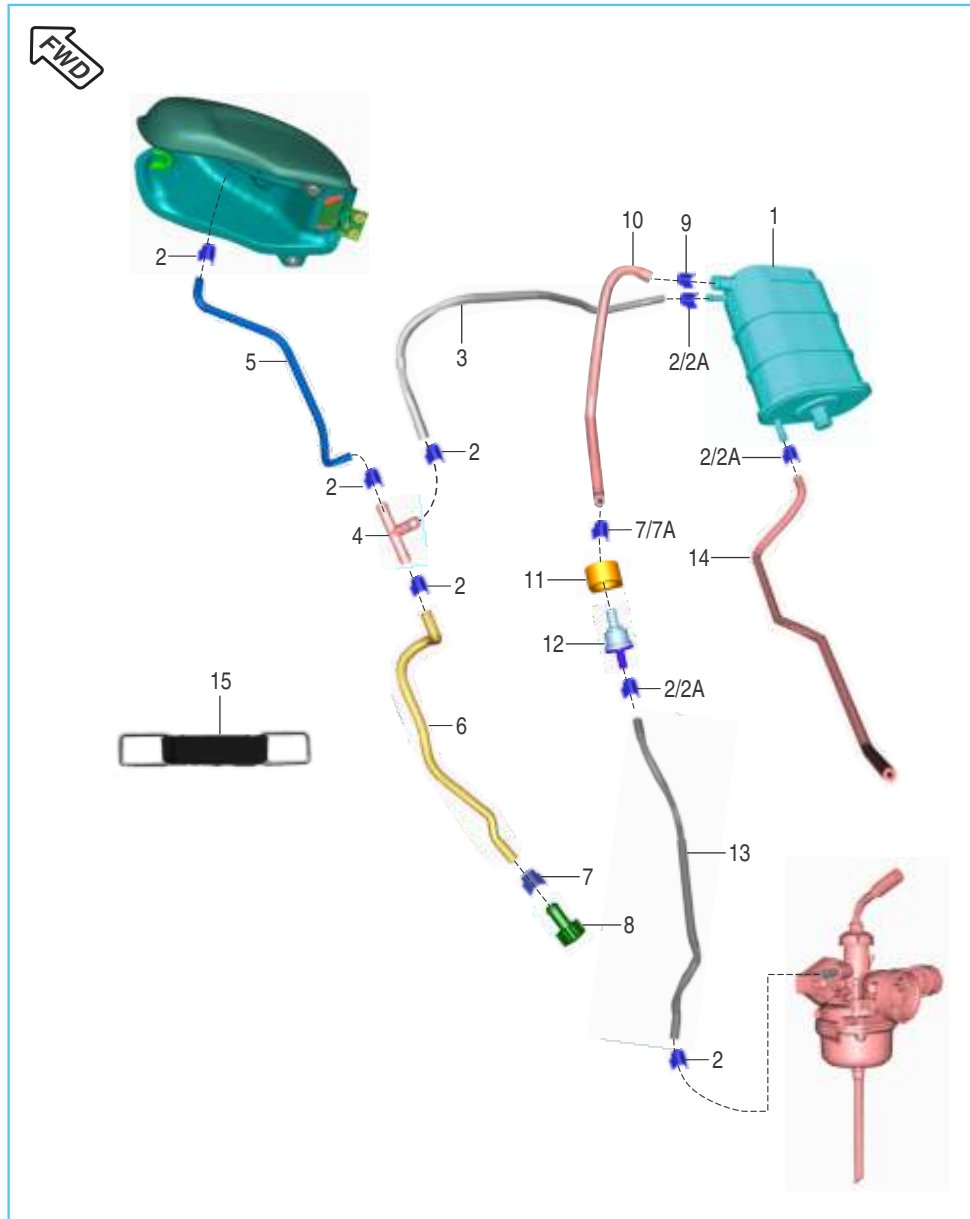
No.	Part No.	Description	CT 100	CT 100B	Remarks
1	DF 1210 23	Filter assly air	1	1	
2	39 0147 08	Pin Split	1	1	
3	DU 1210 08	Duct (A/F to Carburettor)	1	1	
4	31 1210 29	Air fil. element	1	1	
5	DM 1210 07	Ring O Air Filter	1	1	
6	DH 1210 38	Clamp	1	1	
7	DM 2210 01	Band - Tool kit	1	1	
8	39 1680 04	Flanged bolt (Battery)	1	1	
9	JA 5814 06	Bolt Flange M6 x 1 x 25L	1	1	BS IV
10	39 2407 01	Screw (Mounting air filter)	2	2	
11	39 1789 24	Washer (Nylon)	2	2	
12	DM 1210 14	Tube oil drain	1	1	
13	DM 1210 04	Cap/Cover Air Filter	1	1	
	LB U000 07	Screw	4	4	

Air Cleaner Complete - CT 100ES



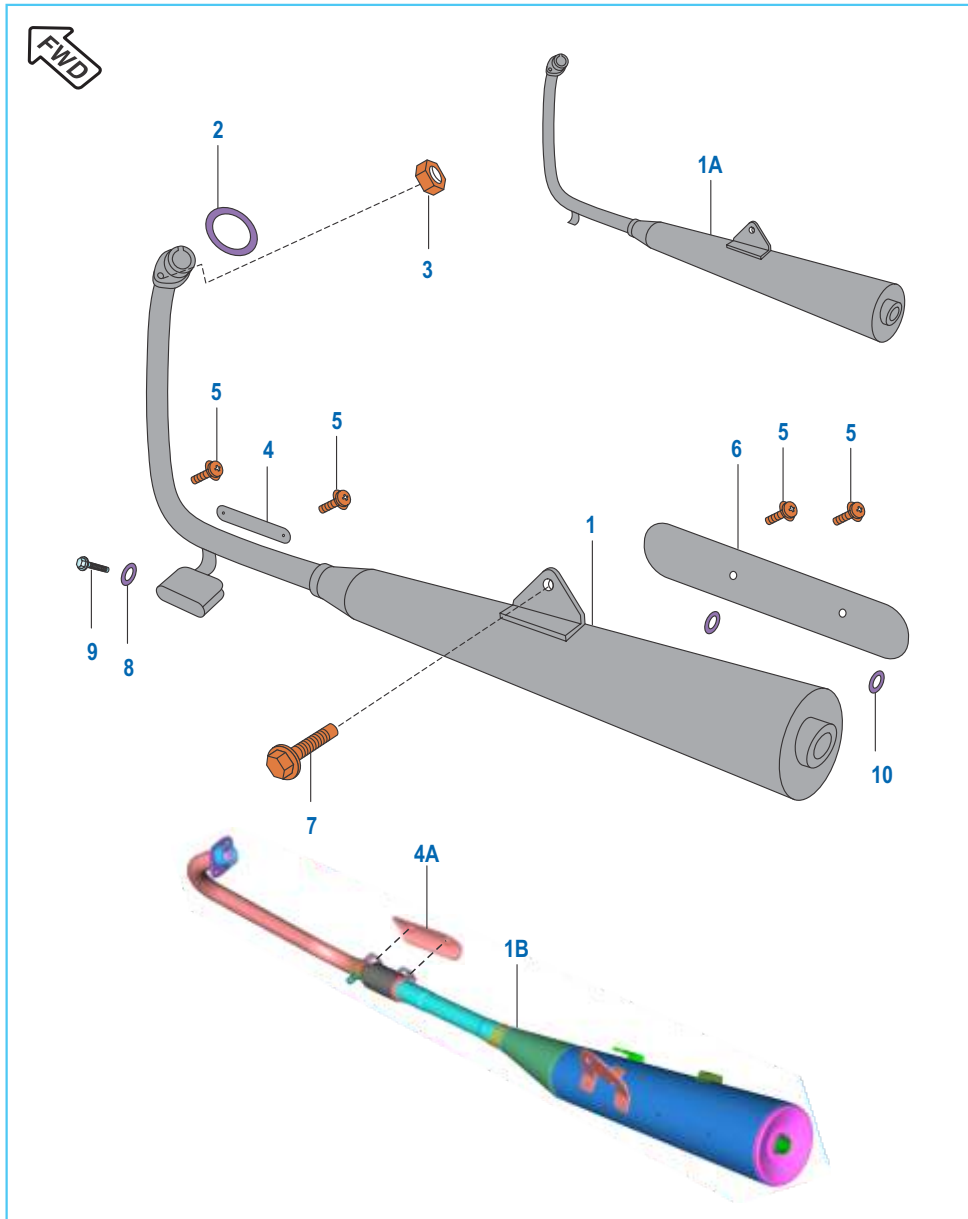
No.	Part No.	Description	Qty.	Remarks
1	PF 5810 87	Assembly Air Filter	1	
2	JL 1810 26	Clip Nut	2	
3	DY 5810 05	Spacer Battery 3A	1	
4	31 1210 29	Air filter element	1	
5	DU 1210 52	Ring Seal Air Filter Cover	1	
6	DP 1210 25	Clamp	2	
7	DM 2210 01	Band - Tool kit	1	
8	DG 1210 40	Clamp	1	
9	39 2407 01	Screw (Mounting air filter)	2	
10	DG 1611 21	Screw	1	For CBS Model
10	39 1789 24	Washer (Nylon)	2	
11	DS 1211 26	Plug	1	
12	DY 4018 01	Pad battery	2	
13	DY 5810 10	Tube drain	1	
14	DY 5810 09	Tube Breather	1	
15	DY 5810 02	Cover air filter	1	
16	LB U000 07	Screw	6	
17	DH 1210 38	Clamp	1	
17	JH 5812 02	Clamp carb sleeve	1	For CBS Model
18	DF 1614 26	Bolt stepped with flange	1	For CBS Model

EVAP Mechanism



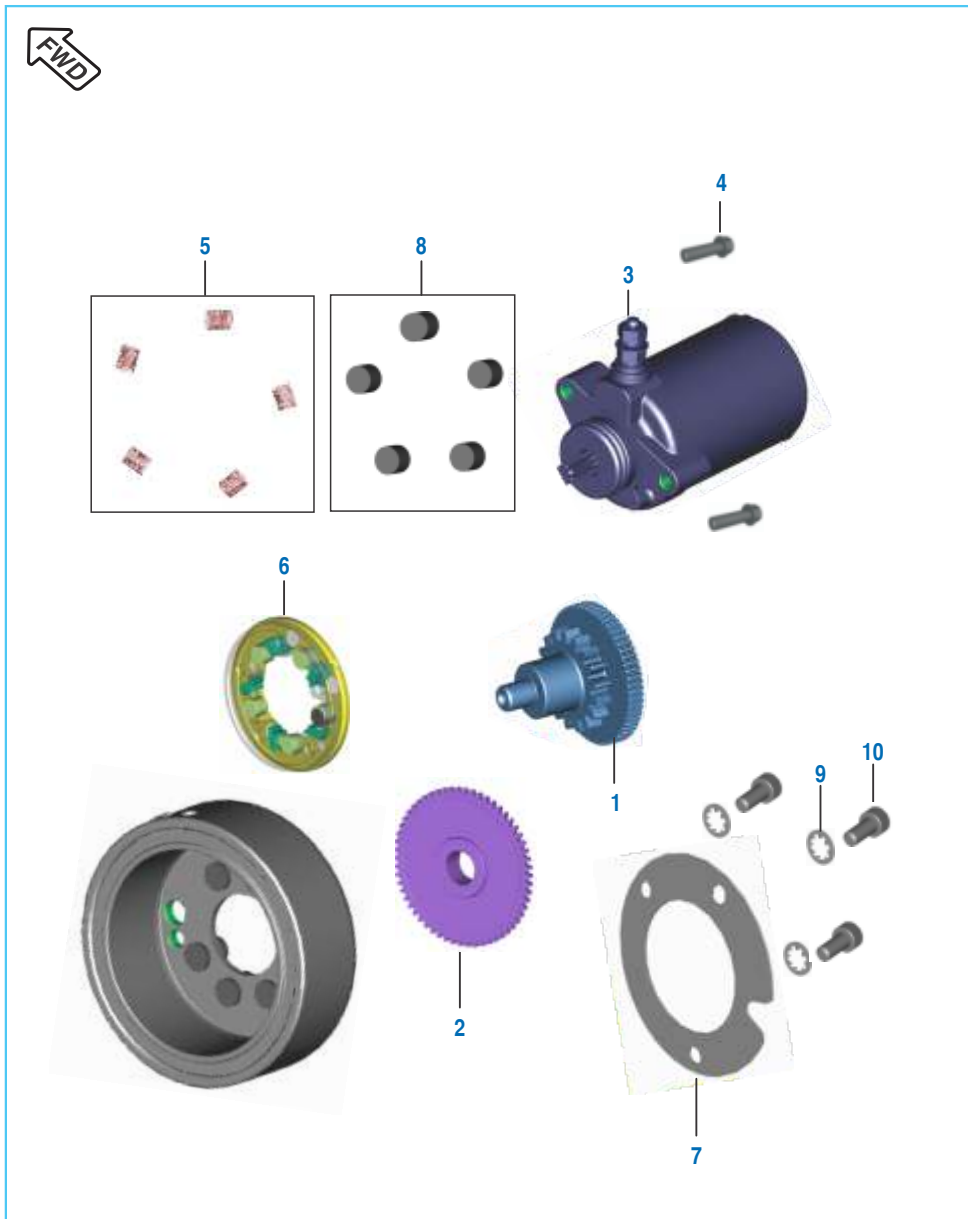
No.	Part No.	Description	CT 100	CT 100B	CT 100ES	Remarks
1	JY 1710 77	Canister	1	1	1	
2	JY 1710 70	Spring Band Clamp 9 x 8.4	8	8	8	
2A	JL 1711 01	Clamp band spring 9.5 x 8.4	-	-	3	
3	DH 1410 70	Tube T Connector To Canister	1	1	1	
4	GL 1710 36	Conn. For Breather & Vapor Tube	1	1	1	
5	DU 1412 77	Tube Tank To T Connector	1	1	1	
6	DH 1410 75	Tube Drain	1	1	1	
7	JG 1710 29	Spring Band Clamp 11.5 x 8.4	2	2	2	
7A	JL 1711 02	Clamp band spring 12.5 x 8	-	-	1	For CBS Model
8	JY 1718 25	Plug Fuel Drain	1	1	1	
9	JY 1710 69	Spring Band Clamp 15 x 10	1	1	1	
10	DU 1412 78	Tube Inline Connector	1	1	1	
11	JH 1710 48	Grommet Purge Valve	1	1	1	
12	PD 1716 16	Valve Purge	1	1	1	
13	DU 1412 71	Tube Purge Valve To Carbuerattor	1	1	1	
14	DU 1412 72	Tube Canister Drain	1	1	1	
15	JZ 1710 55	Strap Canister	2	2	1	

Silencer Assembly



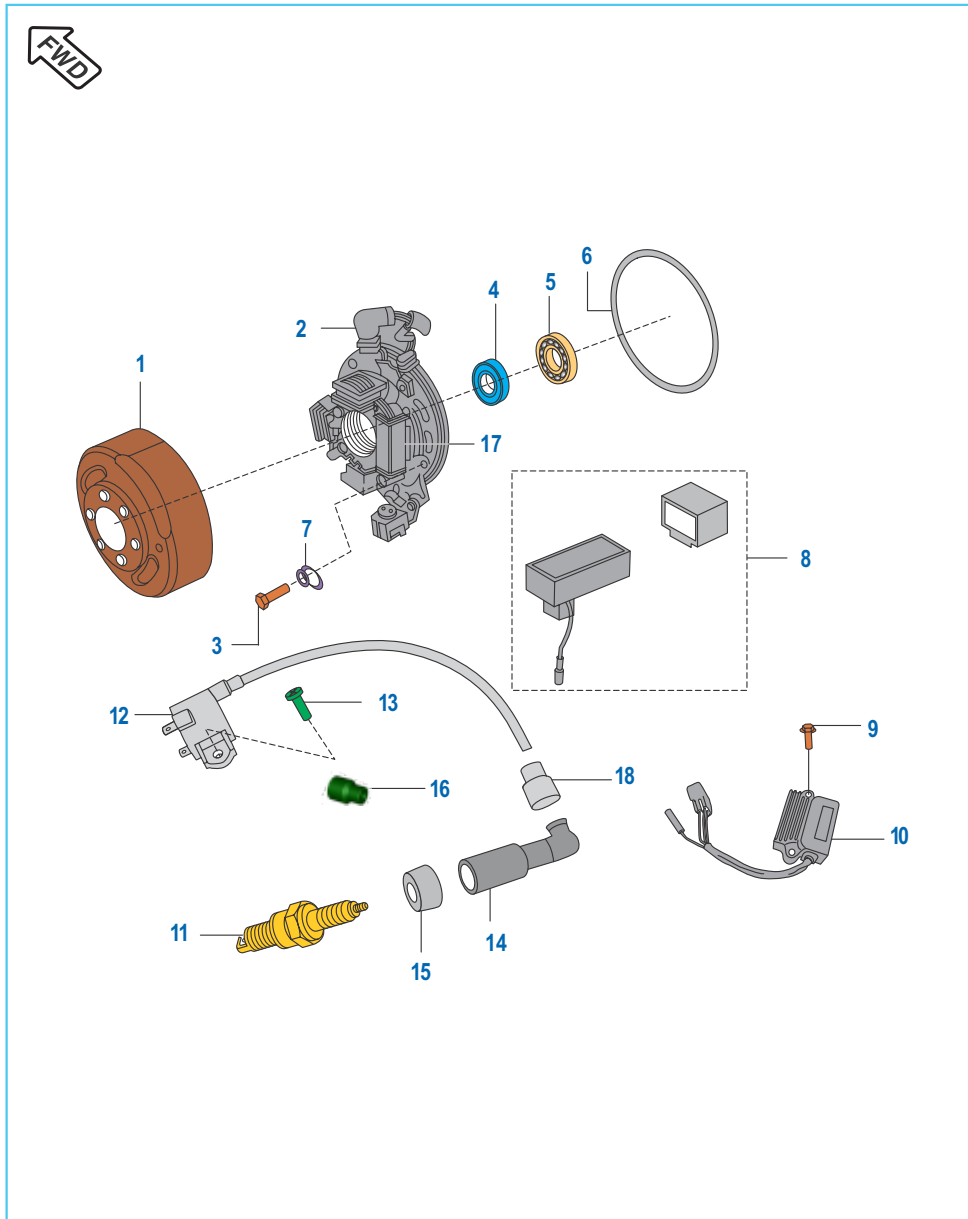
No.	Part No.	Description	CT 100	CT 100B	CT 100ES	Remarks
1	YD U100 01	Silencer With Ex Tec W/O Shields	1	--	--	
1A	YD M070 01	Silencer Without Ex Tec / Shields	--	1	--	
	YD U120 01	Silencer Without Ex Tec / Shields	1	1	--	BS IV
	YD U160 09	Silencer Assembly W/O Shield	--	--	1	
1B	PF 5913 60	Silencer Assembly	--	--	1	For CBS Model
2	31 10 1014	Gasket	1	1	--	
	JE 5910 02	Gasket Exhaust	--	--	1	
3	DU 1012 06	Nut	2	2	--	
	39 2295 15	Nut - U	--	--	2	
4	DZ 1010 44	Shield Cat Cover	1	1	--	
	PF 5910 43	Wire Shield BM 150	--	--	1	
4A	PF 5913 78	Shield cat	--	--	1	For CBS Model
5	DH 1016 07	Truss Screw	4	4	--	
	JW 5910 28	Truss Screw M5 x 0.8	--	--	4	
6	DZ 1010 31	Shield Muffler Rear	1	1	--	
	PF 5910 45	Shield Muffler (BM 150)	--	--	1	
7	DD 1013 66	Flanged Bolt	1	1	1	
8	39 2492 11	Plain Washer	1	1	--	
	39 2492 11	Plain Washer	--	--	1	
9	39 2754 04	Hex Flanged Bolt	1	1	--	
	DK 1016 10	Bolt M5	--	--	1	
10	JB 5910 68	Washer Nylon Shield Silencer	--	--	2	
11	KA DA05 10	Bolt flanged	--	--	1	For CBS Model

Starter Assembly - CT 100ES



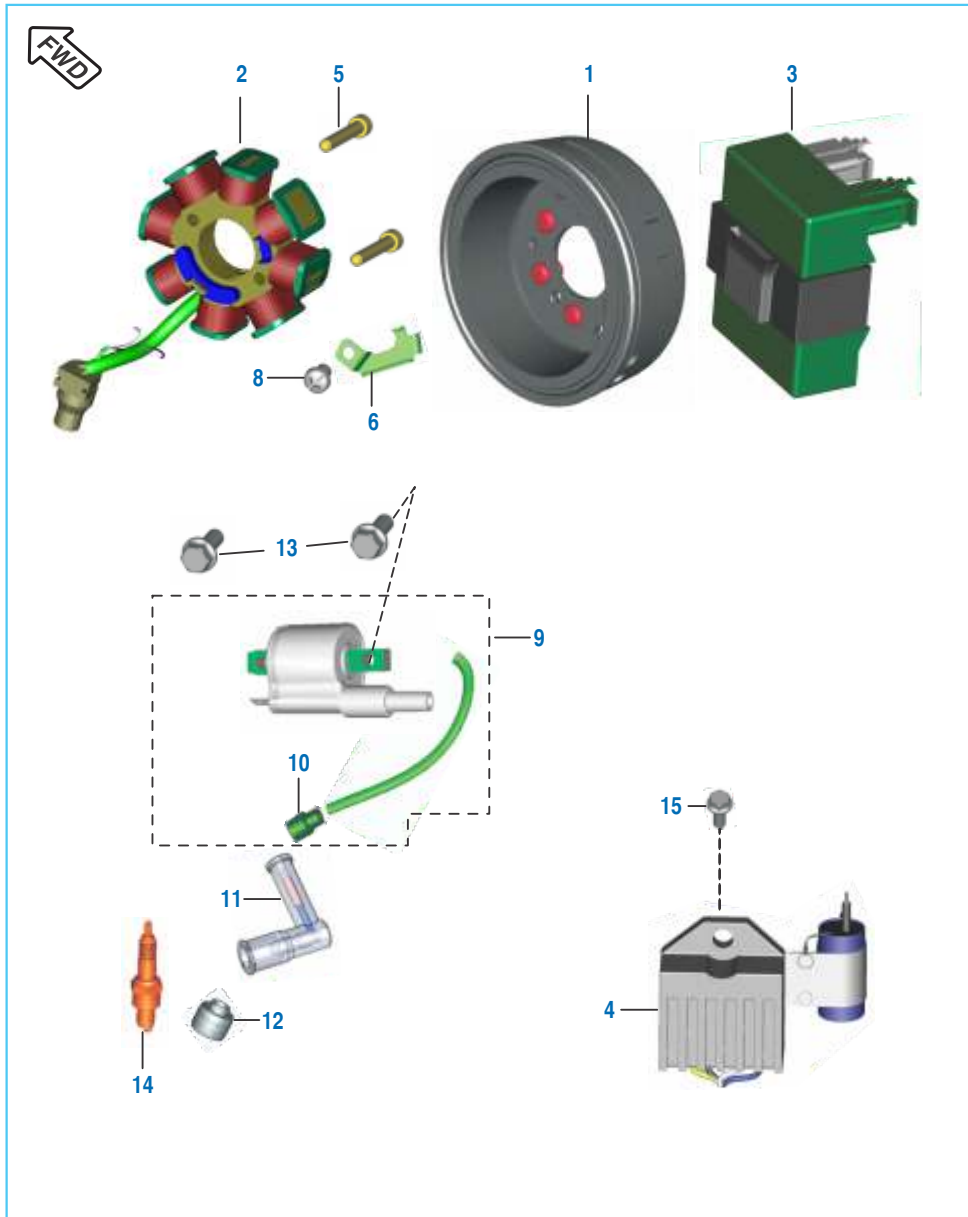
No.	Part No.	Description	Qty.	Remarks
1	PF 6214 00	Starter Drive Assly.	1	
2	PF 6214 09	Gear Assembly Starter	1	
	PF 6214 11	Gear Assembly Starter	1	Ref. Bull. 2017-51
3	JH 3516 01	Motor Assembly Starter	1	
4	KA ED06 25	Bolt Flange St Motor Mtg	2	
5	36 DK00 77	Kit Starter Clutch Spring	1	
	DK 1015 96	Spring starter clutch	5	For CBS Model
6	36 DK00 76	Body Complete Starter Clutch	1	
7	DK 1016 05	Plate Roller Clutch (SS 304)	1	
8	DH 1011 63	Roller Clutch (Dia 12 x 10)	5	
9	39 0849 14	Washer - Lock Toothed	3	
	LD F000 01	Washer toothed	3	For CBS Model
10	39 0972 04	Bolt Socket	3	

Magneto, CDI & H.T. Coil



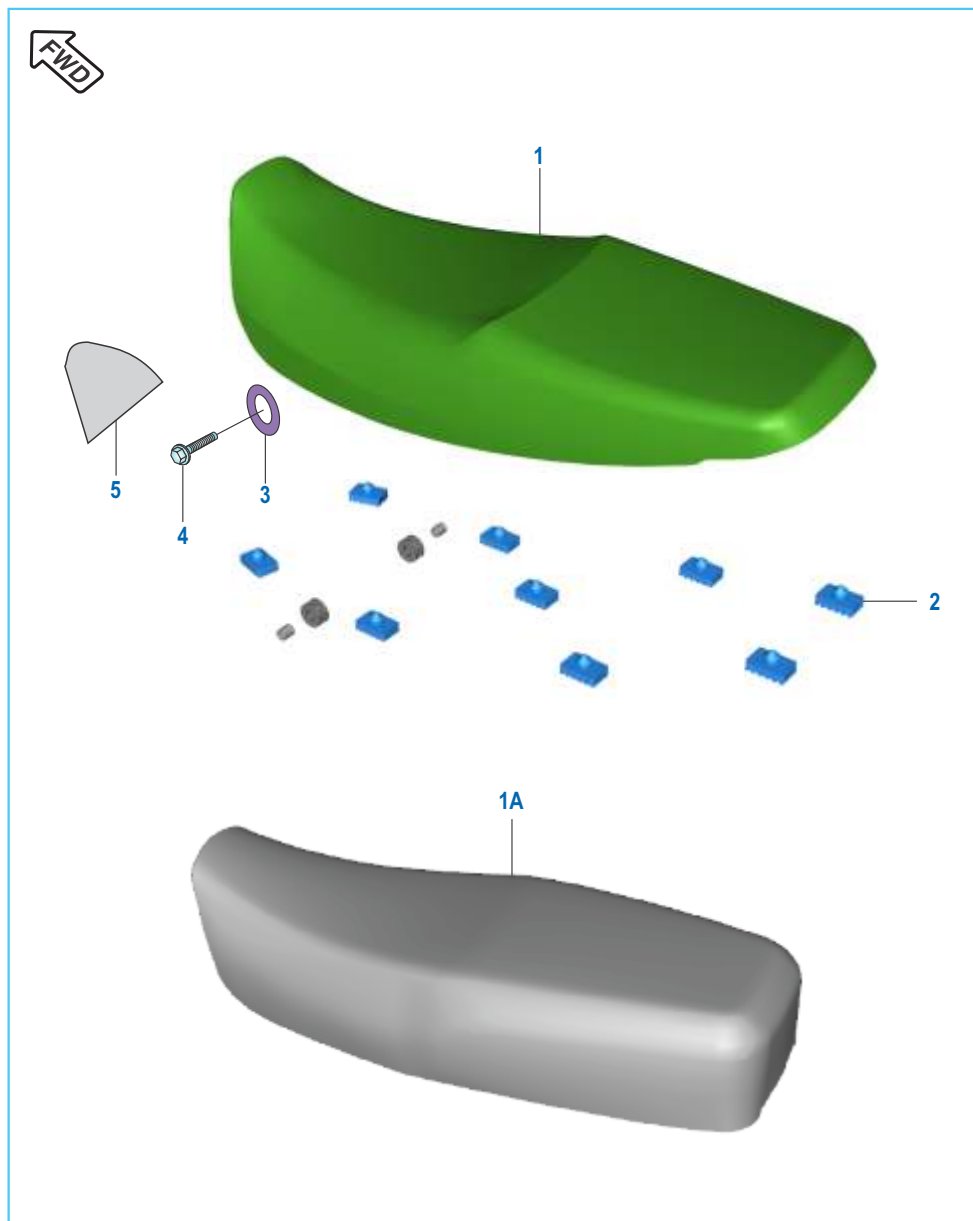
No.	Part No.	Description	CT 100	CT 100B	Remarks
1	DX 1110 05	Rotor Assly	1	--	BS IV
	DD 1110 41	Rotor Assly	--	1	
2	DX 1110 06	Stator assly	1	--	
	DF 1110 20	Stator assly	--	1	
3	DD 1013 18	Bolt	3	3	
4	39 1042 19	Seal Oil (HTA make)	1	1	
5	39 1003 20	Bearing ball	1	1	
6	39 1028 21	Ring O	1	1	
7	39 1659 11	Plain washer	3	3	
8	DZ 1110 02	CDI Unit	1	--	
	DU 1110 06	CDI Unit	1	1	
9	39 1553 04	Flanged Bolt	2	2	
10	DU 2010 62	Regulator / Rectifier (R/R) unit	1	1	
11	DD 1110 18	Plug - Spark (Champion P-RZ9HC)	1	1	
12	DZ 1110 12	H. T. Coil	1	1	
13	39 0745 01	Screw pan cross	1	1	
14	DD 1110 11	Grommet Spark plug Cap	1	1	
15	DD 1110 48	Cap Spark plug ®	1	1	
16	DD 1110 12	Grommet H.T. Cable	1	1	
17	31 1110 56	Exitor Coil	1	1	
18	DF 1110 15	Magneto Assembly	1	1	

Magneto, CDI & H.T. Coil - CT 100ES

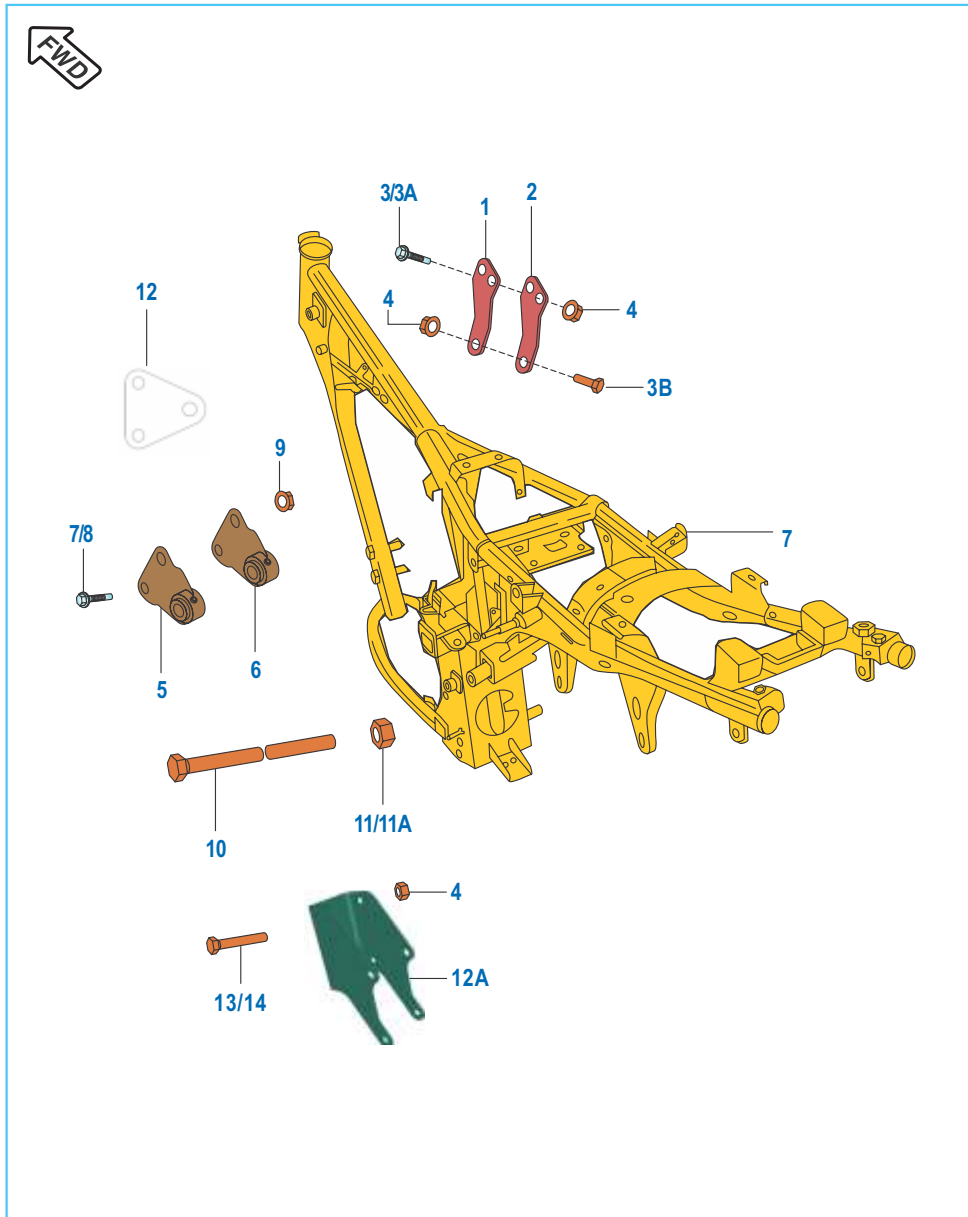


No.	Part No.	Description	Qty.	Remarks
1	PF 3510 46	Rotor Assembly	1	
2	DY 3510 04	Stator Assembly - DC	1	
3	PF 3512 24	CDI	1	
4	JN 4020 00	Regulator with capacitor	1	
5	LA C000 52	Bolt Socket	2	
6	PF 5412 42	Bracket Stator Harness - ES	1	
8	KB AB06 08	Screw Pan-Bracket Stator	1	
	KB BC06 08	Screw pan cross - M6	1	For CBS Model
9	DY 3512 01	Coil HT with cable	1	
10	DD 1110 12	Grommet HT coil	2	
11	DD 1110 48	Spark Plug Cap	1	
12	DD 1110 11	Grommet Spark Plug Cap	1	
13	KA DF06 16	Bolt Flanged	2	
14	CF 1110 19	Plug - Spark BOSCH :	2	Or
	DD 1110 18	Plug - Spark Champion	2	
15	39 1943 04	Bolt-Regulator Mtg	1	
	KA DD06 16	Bolt flanged	1	For CBS Model

Seat Assembly & Mounting



No.	Part No.	Description	CT 100	CT 100B	CT 100ES	Remarks
1	DU 2110 01	Seat assly comp. with Damper	1	-	1	
1A	DM 2110 24	Seat assly comp. with Damper	--	1	--	
2	DP 2110 09	Damper	9	-	9	
	31 2110 04	Damper	--	7	--	
3	39 1211 11	Plain Washer	2	2	2	
	LD B000 14	Washer plain	--	--	2	For CBS Model
4	39 1290 04	Screw - M6	2	-	2	
	39 1802 04	Hex. Bolt	--	2	--	
5	DU 1410 14	Seat Lab	1	1	1	
6	FD 2110 06	Grommet seat	--	--	2	For CBS Model
7	FD 2110 07	Spacer seat	--	--	2	For CBS Model

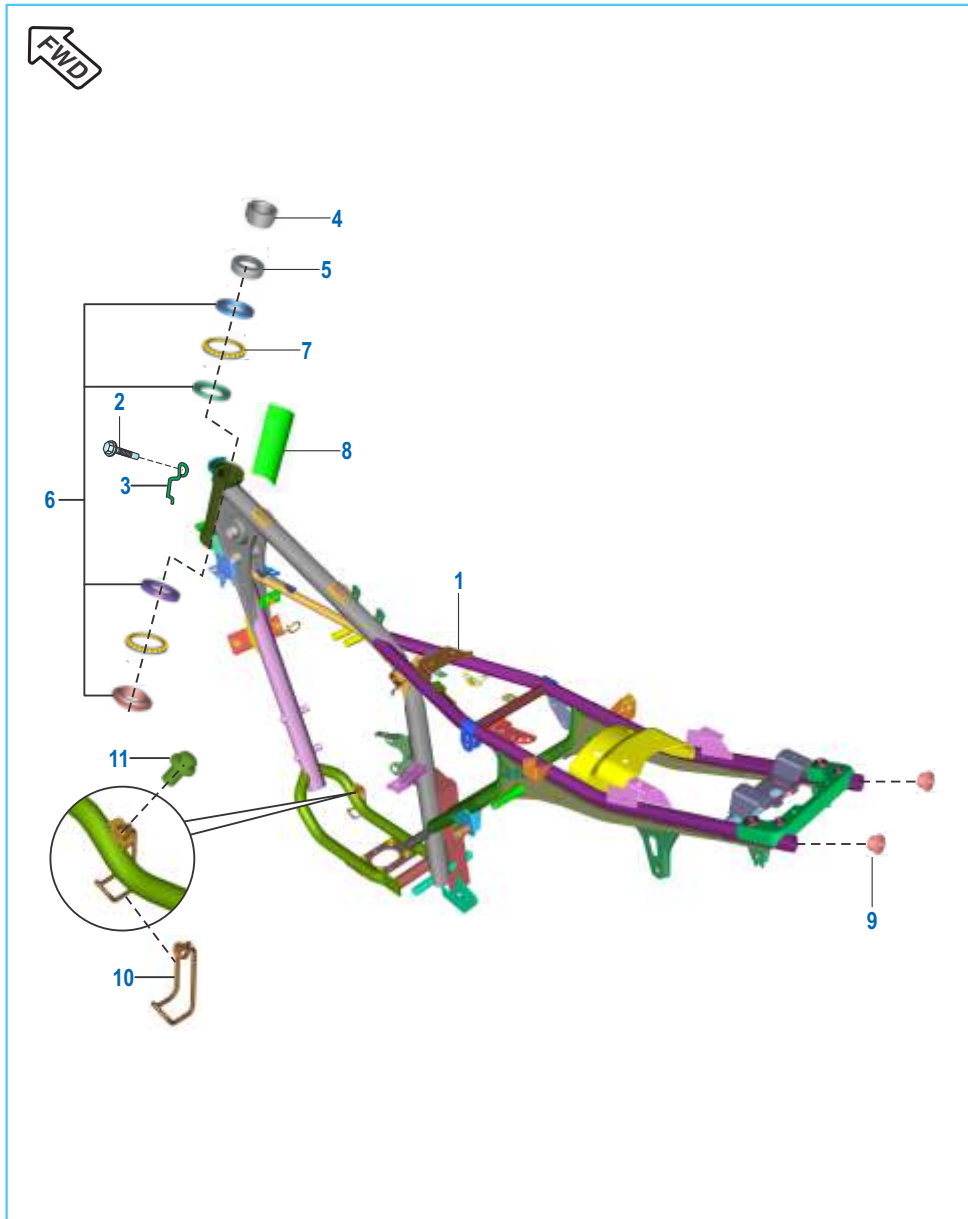


 Front Wheel Direction

Engine Mountings

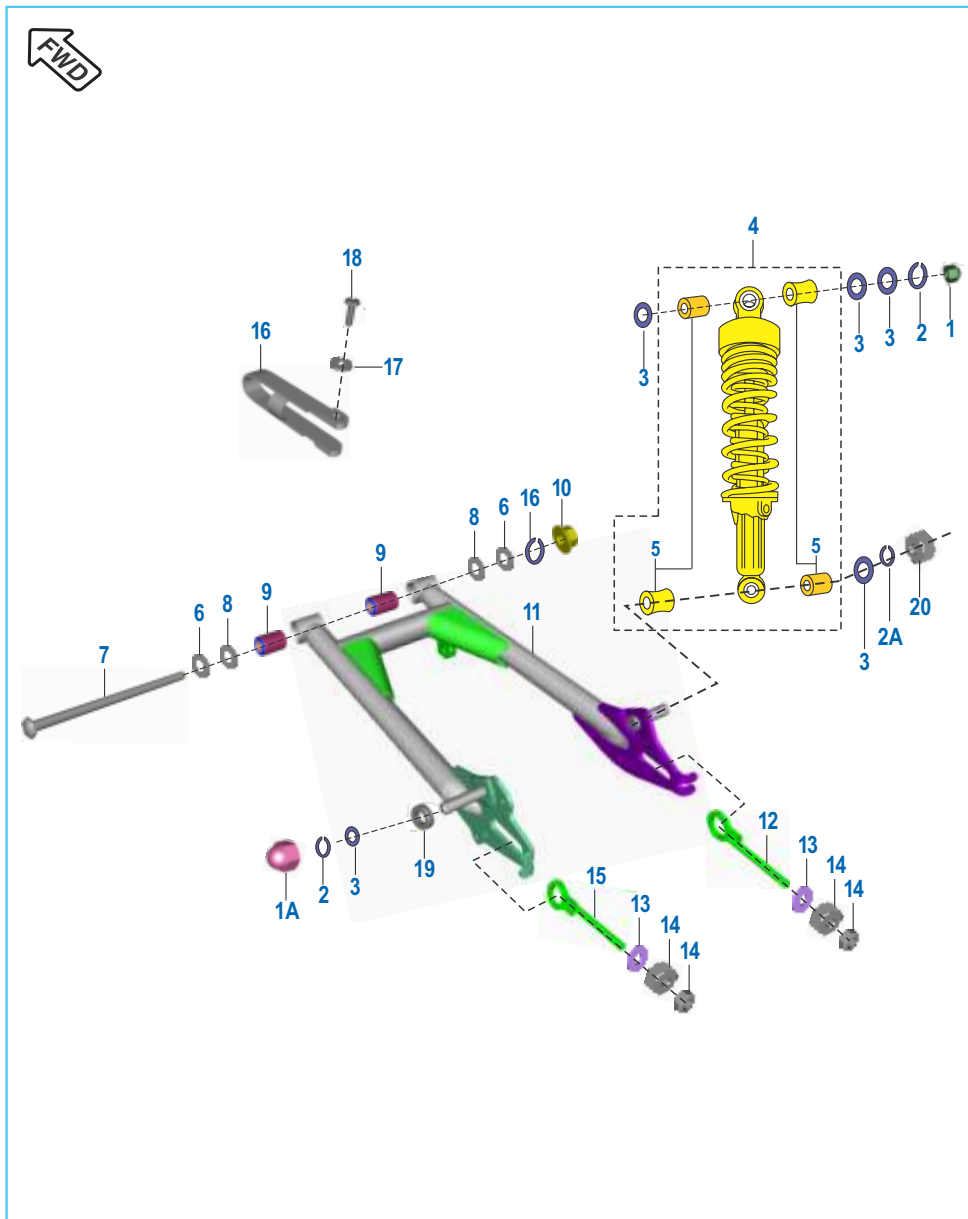
No.	Part No.	Description	CT 100	CT 100B	CT 100ES	Remarks
1	DD 1610 53	Bracket Engine Upper LH	1	1	-	
	DM 1611 92	Bracket Engine Hanger LH	-	-	1	
2	DF 1611 68	Bracket Engine Upper RH	1	1	-	
	DM 1611 93	Bracket Engine Hanger RH	-	-	1	
3	39 2455 04	Hex Head Bolt	3	3	-	
3A	KA DD08 55	Bolt Flanged	-	-	2	
3B	KA DD08 65	Bolt Flanged	-	-	1	
4	59 1500 05	Nut Flanged	3	3	-	
	KC GD08 08	Nut Hex Flanged	-	-	7	
5	DU 1610 93	Bracket Engine Front/Bush LH	1	-	--	
6	DU 1610 94	Bracket Engine Front/Bush RH	1	-	--	
7	59 0400 18	Hex Head Bolt M8X85L	1	1	--	
8	59 0400 17	Hex Head Bolt M8	1	1	--	
9	59 1500 05	Nut Flanged	2	2	-	
	KC GD08 08	Nut Hex Flanged	-	-	4	
10	39 2702 04	Hex. Bolt	1	1	1	
11	39 2723 15	Hex Nut Flanged M10	1	1	1	
11A	LC L000 01	Nut hex flange - M10	--	--	2	For CBS Model
12	DD 1610 52	Bracket Engine	--	2	-	
12A	DY 1134 00	Bracket Engine Mtg. Front	-	-	1	
13	KA DD08 85	Bolt Flanged	--	--	1	
14	KA DD08 80	Bolt Flanged	--	--	3	

Frame & Frame Fittings



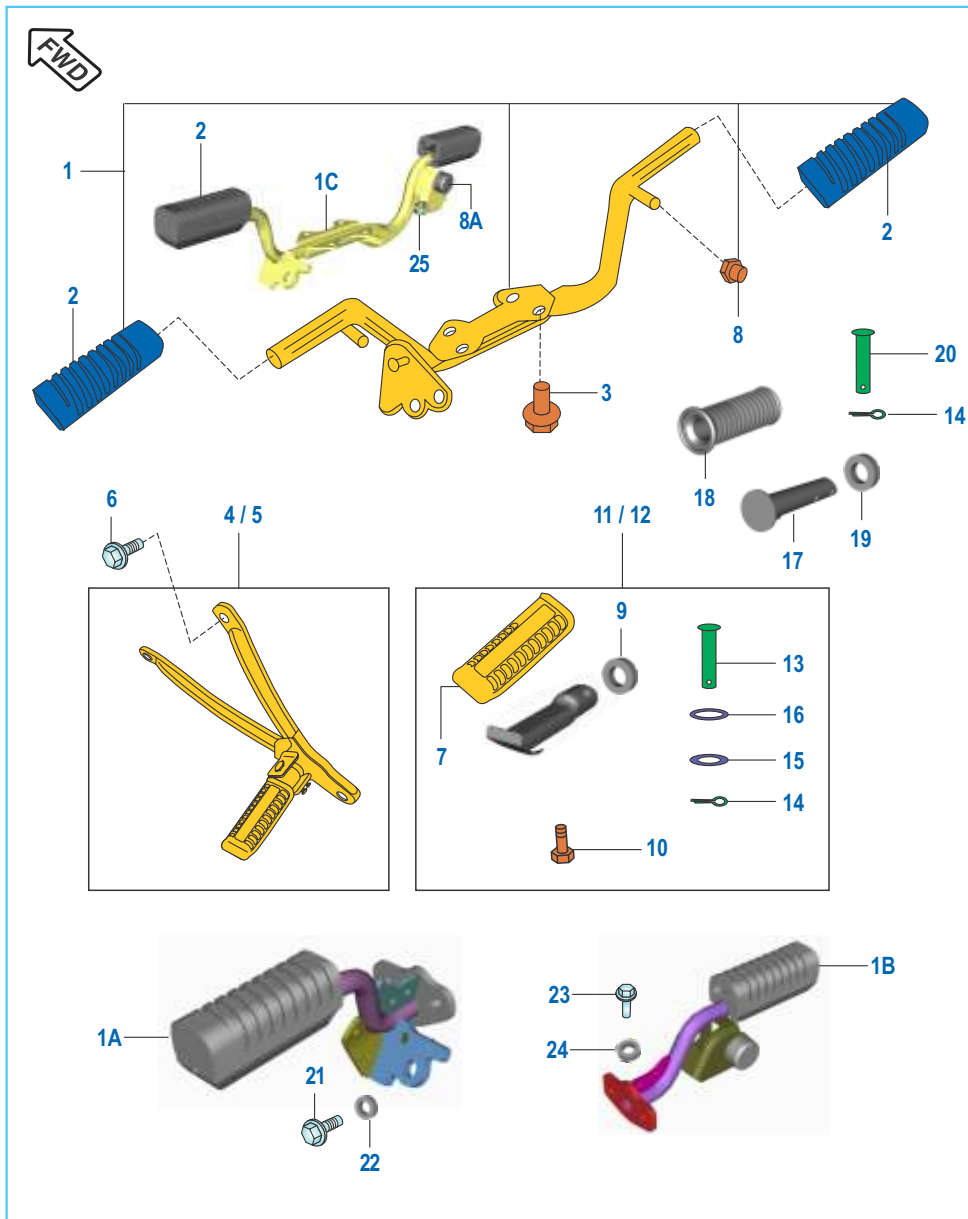
No.	Part No.	Description	CT 100	CT 100B	CT 100ES	Remarks
1	DU 1611 25	Frame Comp. / Bearing races	1	--	--	
	DM 1611 58	Frame Assembly	--	1	--	
	DU 1612 65	Assembly Frame Complete - Evap	1	--	--	BS IV
	DM 1611 82	Frame Assembly	--	1	--	BS IV
	DU 1612 83	Frame Assembly	--	--	1	
	DU 1613 24	Assembly frame	--	--	1	For CBS Model
2	39 2473 04	Flanged Bolt	1	1	1	
3	31 1910 02	Clamp	1	1	1	
4	DF 1810 90	Nut	1	1	1	
5	DH 1810 14	Cap Steering	1	1	1	
6	36 3140 05	Bearing cone kit	1	1	1	Refer Kit List
	30 18 1006	Ball Steel	46	--	--	
	DJ 1811 15	Cage Bearing with Steel Ball	--	2	2	
8	DU 1611 96	Tape Frame	1	1	1	
9	DU 1610 24	Plug	2	--	2	
10	DU 1613 29	Hook	--	--	1	
11	LA E000 48	Bolt flange - M6	--	--	1	

Swing Arm / Rear Shock Absorber



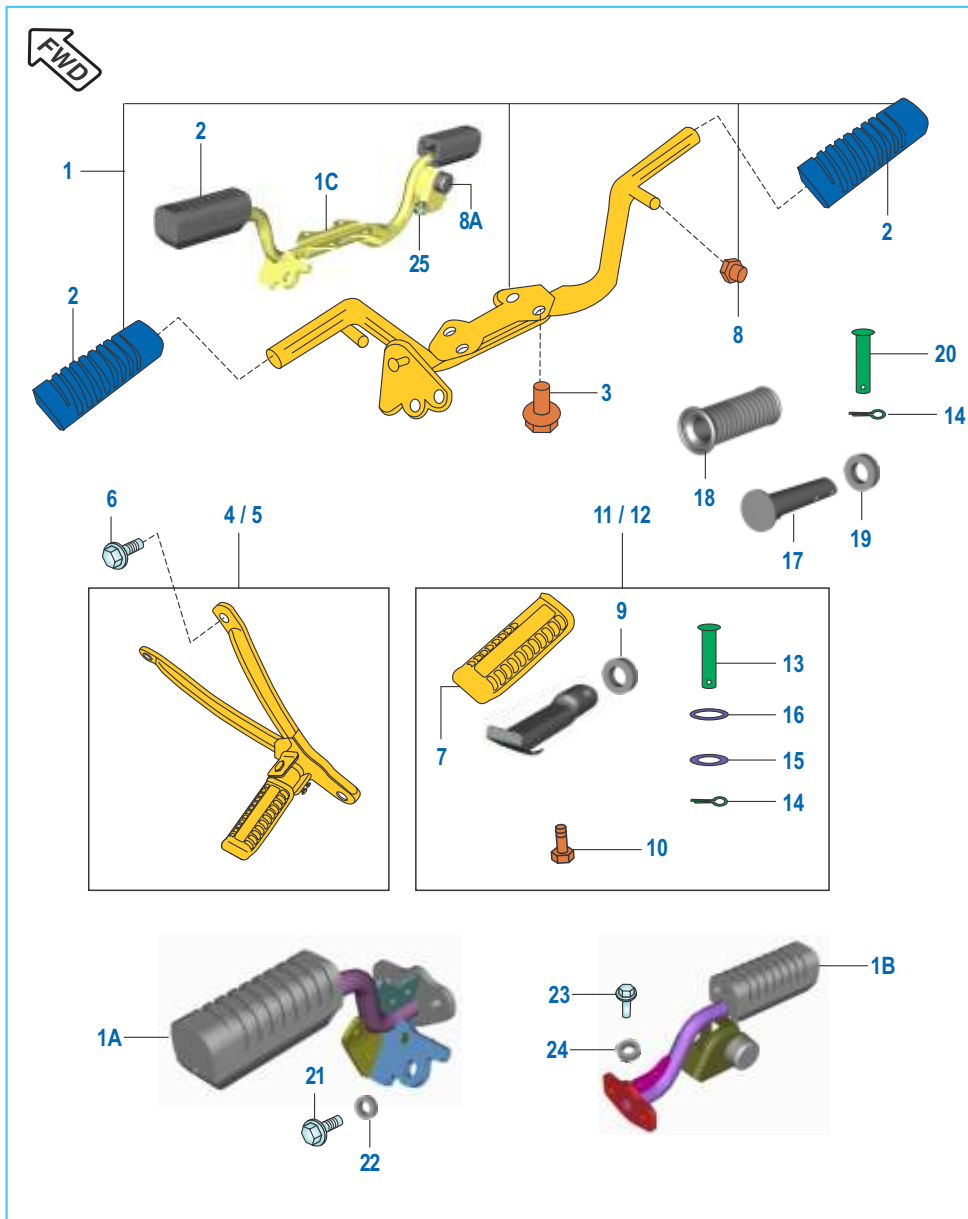
No.	Part No.	Description	CT 100	CT 100B	CT 100ES	Remarks
1	JK 1220 07	Domed Cap Nut	4	-	--	
	39 2366 15	Domed Cap Nut	--	2	2	
1A	39 0712 15	Domed Cap Nut	--	1	1	
2	39 0737 12	Washer Spring	4	4	4	
2	KD DB12 21	Washer spring thin (Top Mtg.)	--	--	2	For CBS Model
2A	KD DB10 18	Washer spring thin (Bottom Mtg.)	--	--	2	For CBS Model
3	39 0714 11	Washer Plain	8	8	8	
	39 2349 11	Washer plain	--	--	4	For CBS Model
4	DZ 1710 16	Rear Shock Absorber	2	-	2	
	DM 1710 27	Rear Shock Absorber	--	2	--	
5	36 DF17 01	Rubber Inner Bush kit	1	1	1	Refer Kit List
6	39 0248 11	Plain Washer	2	2	2	
7	31 1710 06	Shaft Swing Arm	1	-	1	
	LD A000 12	Shaft Swing Arm	--	1	--	
8	39 0201 11	Plain Washer	2	2	2	
9	30 1710 18	Bushing Rubber	2	2	2	
10	39 1225 15	Nut Hex./ flange	1	1	1	
	KC AA10 08	Nut master	--	--	1	For CBS Model
11	52 DU05 55	Swing Arm (DU171018) With Bush	1	1	1	
12	52 DF00 21	Adjuster Chain (RH)	1	--	--	
	JK 1220 04	Adjuster Chain (RH)	--	1	1	
13	39 0711 11	Washer Plain	2	2	2	
14	39 0292 15	Hex Nut	4	-	-	
	LC A000 11	Hex Nut	--	2	2	
14A	39 2122 15	Hex Nut	--	2	2	
15	52 DF00 20	Adjuster Chain (LH)	1	--	--	
	JK 1220 02	Adjuster Chain (LH)	--	1	1	
16	31 1710 12	Damper for Swing arm	1	1	1	
17	39 0454 11	Plain washer	2	-	2	
	39 1309 11	Plain washer	--	2	2	
18	39 0553 02	Self tapping Screw	2	2	2	
19	DM 1710 22	Spacer	--	--	1	For CBS Model
20	39 1493 15	Nut hexagon - M12 x 1.25	--	--	1	For CBS Model

Foot Rest - Rider / Pillion



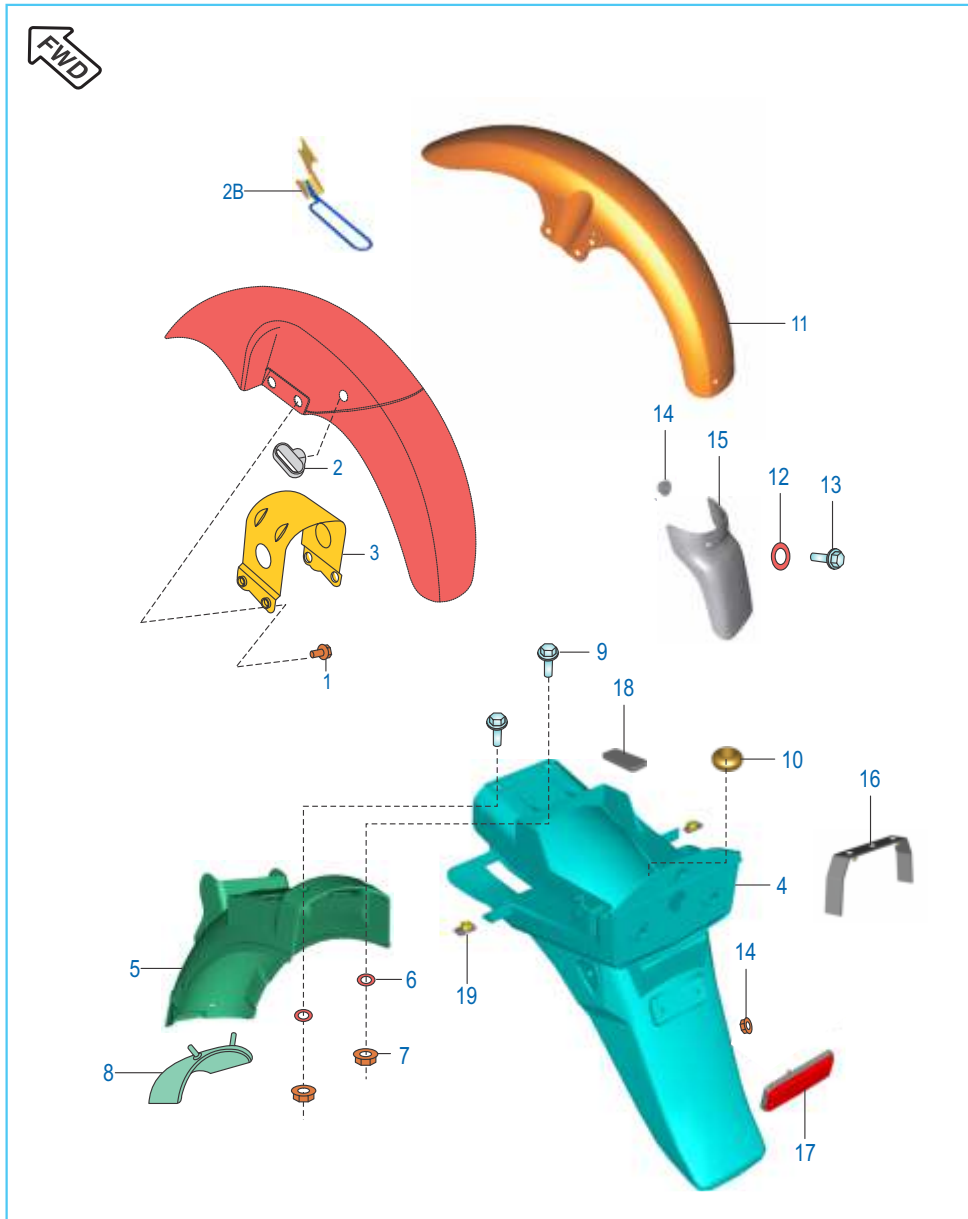
No.	Part No.	Description	CT 100	CT 100B	CT 100ES	Remarks
1	DF 1614 25	Holder Step/Damper / Kick Stopper	1	1	--	
1A	DY 1130 00	Assembly Main Step LH	--	--	1	
1B	DY 1130 02	Assembly Main Step RH	--	--	1	
1C	DU 2210 21	Holder assembly step rider	--	--	1	For CBS Model
2	DF 1614 13	Rubber Main Step	2	2	2	
	PF 1130 28	Damper Rider Footrest	2	2	--	
3	39 1940 04	Flanged Bolt	4	4	--	
	39 2221 04	Hexagon bolt with flange	--	--	4	
4	DU 1611 44	Stay LH	1	--	--	
	DU 1612 66	Stay LH With Pillion Step	--	1	1	
	DU 1612 67	Stay pillion LH	--	--	1	For CBS Model
5	DU 1612 35	Stay RH	1	--	--	
	DU 1612 68	Stay RH With Pillion Step	--	1	--	
	DU 1612 71	Stay Pillion RH	--	--	1	
	DU 1510 42	Holder assembly step pillion RH	--	--	1	For CBS Model
6	39 2481 04	Hex bolt flanged	2	2	2	
	LA D001 48	Bolt flange - M8	--	--	2	For CBS Model
7	DX 1610 56	Rubber Pillion Step (PVC)	2	--	--	
8	DH 1611 94	Kick Stopper	1	1	--	
8A	DG 1612 24	Damper	--	--	1	For CBS Model
9	DH 1611 78	Spacer Main Step	2	--	--	
10	22 1504 51	Bolts	2	--	--	
11	52 DU03 02	Pillion Step LH	1	--	--	
12	52 DU03 03	Pillion Step RH	1	--	--	
13	DD 1613 81	Pin Pillion Step	2	--	--	
14	39 0784 08	Pin Split	2	2	2	
	KH AA25 20	Pin cotter	--	--	2	For CBS Model

Foot Rest - Rider / Pillion



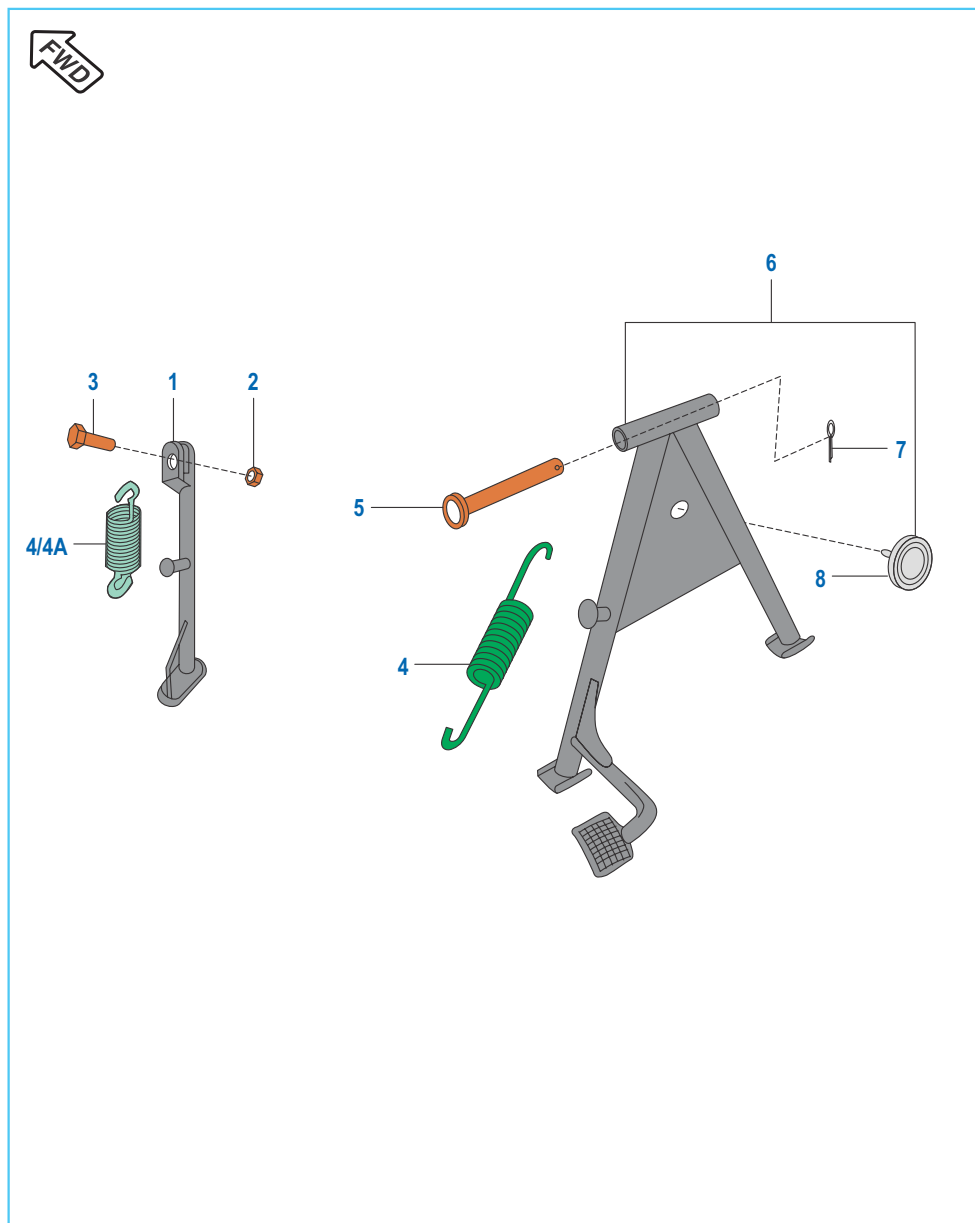
No.	Part No.	Description	CT 100	CT 100B	CT 100ES	Remarks
15	30 1410 31	"O" Ring	2	--	--	
16	39 1040 11	Washer Plain	2	--	--	
17	DP 1611 70	Step Pillion	--	2	2	
18	JK 1130 08	Rubber Pillion	--	2	2	
19	DP 1611 63	Washer For Pillion Foot Rest	--	2	2	
20	30 1710 22	Pin For Pillion Foot Rest	--	2	2	
21	LA D001 26	Bolt Flanged	--	--	2	
22	39 1540 11	Plain Washer	--	--	2	
23	KD CB08 16	Washer Spring	--	--	2	
24	KA DD08 20	Bolt Flanged	--	--	2	
25	DD 1610 78	Damper	--	--	1	For CBS Model

Mudguard - Front & Rear




No.	Part No.	Description	CT 100	CT 100B	CT 100ES	Remarks	
1	KA DD08 16	Flanged Bolt	4	4	4		
	KA DD08 18	Bolt flanged	--	--	4		
2	DS 1611 25	Cable Guide	1	--	1	For CBS Model	
2A	DJ 1610 69	Nail Cable Guide	1	--	1		
2B	DU 1613 73	Guide cable	--	--	1		
3	DU 1610 98	Brace	1	--	1		
4	DU 1610 08	Fender Rear	1	--	1		
	DF 1611 04	Fender Rear	--	1	--		
5	DM 1610 09	Fender Rear Front	1	1	1		
6	39 0711 11	Plain Washer	6	6	6	For CBS Model	
7	39 0817 15	Hex. Nut Flanged	6	6	6		
8	DD 1610 51	Flap	1	1	1		
9	39 2483 04	Hex. Head Bolt Flange M6	6	6	6		
	KA DA06 14	Bolt flanged	--	--	6		
10	DD 1610 13	Grommet	1	1	1		
11	52 DM03 35	Front Fender	--	1	--		
12	01 1106 09	Washer	--	2	--		
13	22 1504 35	Bolt	--	2	--		
14	39 2484 15	Nut	1	2	--		
	KC GA05 05	Nut	--	--	1		
15	DF 1612 45	Mud Flap Front	--	1	--		
16	DF 1611 59	Brace Fender Rear	--	1	--		
17	30 2010 69	Reflector Reflex	--	1	--		
	DD 2010 02	Reflector Reflex	--	--	1		
18	CZ 1814 07	Plug	--	--	1	For CBS Model	
19	DU 1610 65	Nut clip - M6	--	--	2	For CBS Model	

Stand Assembly



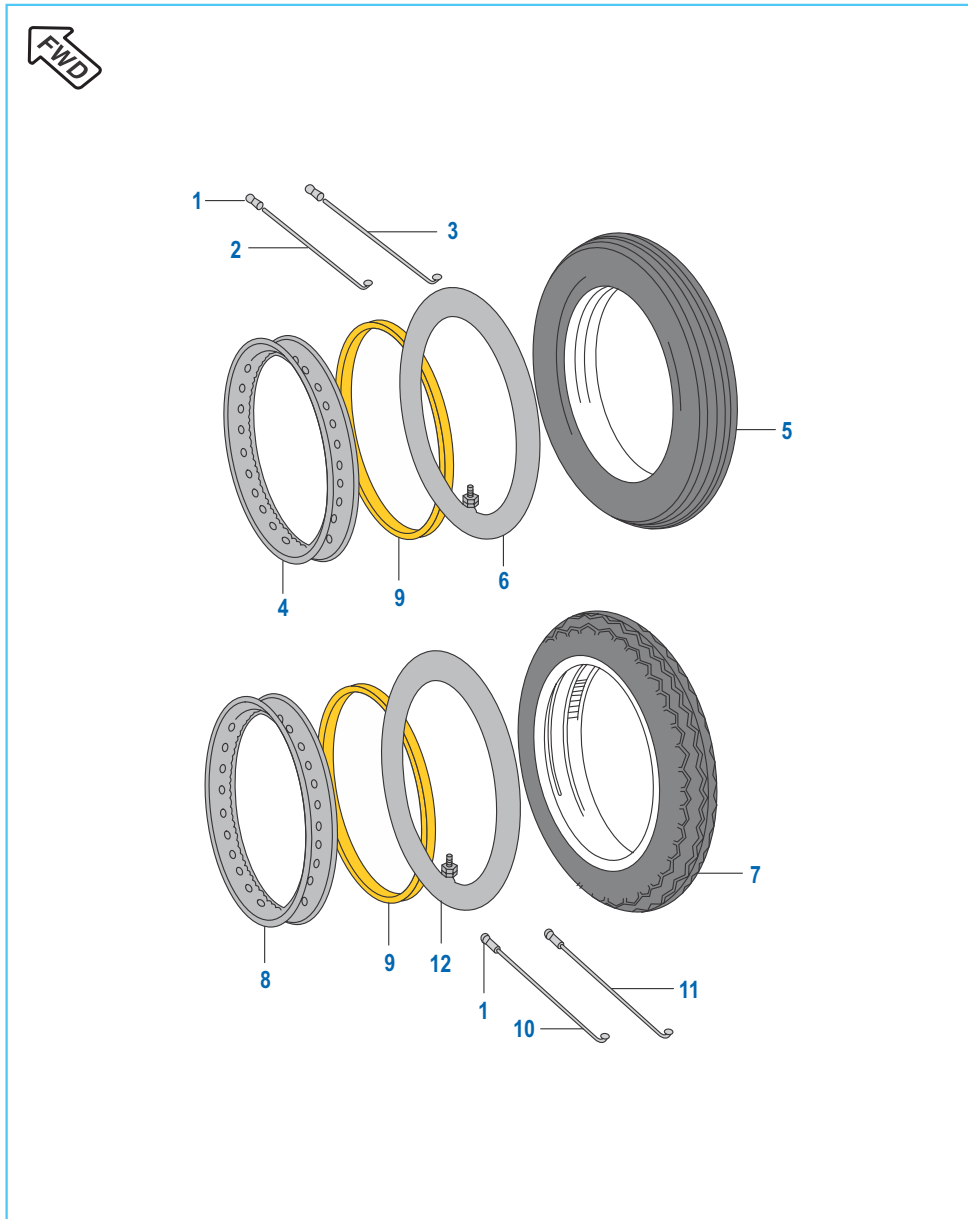
No.	Part No.	Description	CT 100	CT 100B	CT 100ES	Remarks
1	DL 1610 48	Stand Side	1	1	--	
	DY 1132 00	Stand Side	--	--	1	
2	39 0422 15	Nyloc Nut	1	1	1	For CBS Model
	LC H000 01	Nut nyloc - M10	--	--	1	
	DF 1611 02	Bolt	1	1	1	
4	30 1611 58	Spring	2	2	1	
4A	DH 1610 66	Spring Side Stand	--	--	1	
5	30 1611 57	Shaft Center Stand	1	1	1	
6	DU 1610 32	Stand Center / Damper	1	1	--	BS IV
	DM 1611 72	Center Stand	1	1	1	
7	39 0787 08	Pin Cotter	1	1	1	For CBS Model
	KH AA32 25	Pin cotter	--	--	1	
8	DG 1611 24	Damper Center Stand	--	1	1	

Tube / Tyre / Rim (Alloy Wheels)



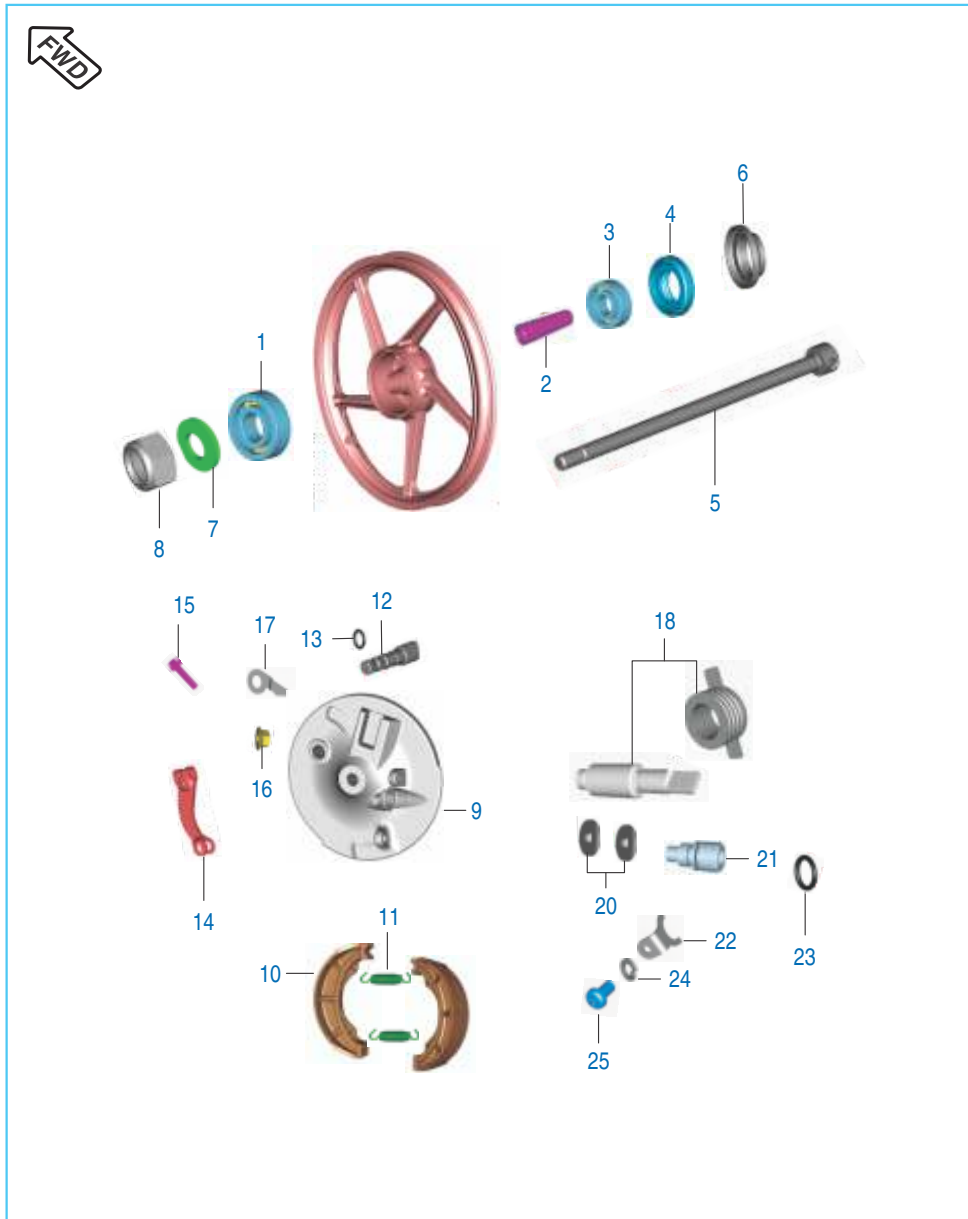
No.	Part No.	Description	CT 100	CT 100B	CT 100ES	Remarks
1	JK 1310 26	Wheel Front 1.4X17	1	--	1	For CBS Model
	PA 1312 04	Wheel front drum - 1.4 x 17	-	-	1	
2	DS 1510 49	Tube Front - 2.75 X 17	1	--	1	
3	DM 1510 25	Tyre Front - 2.75X17	1	--	1	
4	DU 1510 34	Wheel Rear 1.6X17	1	--	1	
5	DS 1510 53	Tube Rear 3 X 17	1	--	1	
6	DM 1510 28	Tyre Rear - 3 X17	1	--	1	

Tube / Tyre / Rim (Spoke Wheel)



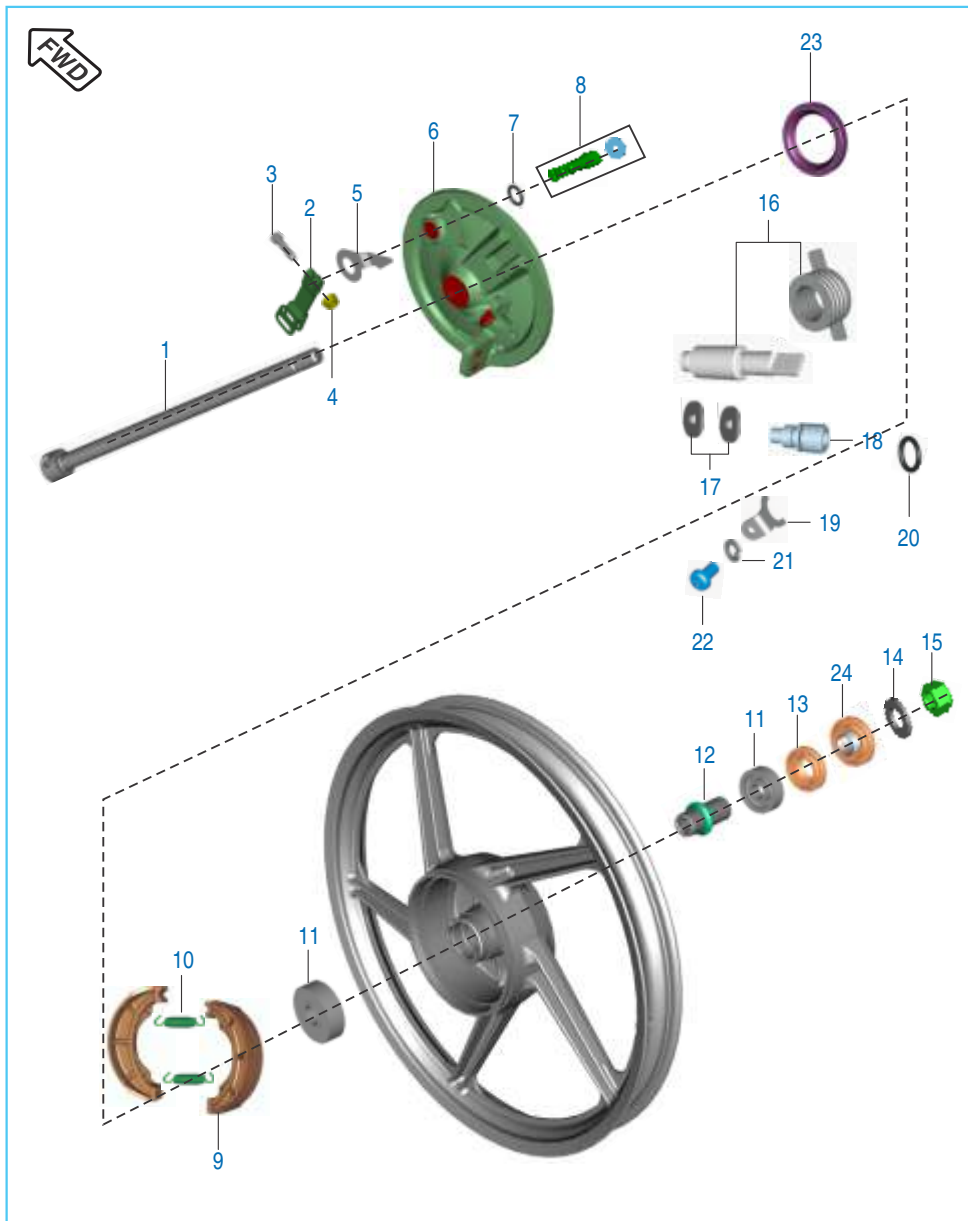
No.	Part No.	Description	CT 100	CT 100B	CT 100ES	Remarks
1	16 1510 66	Nipple Spoke	72	72	72	
2	DU 1510 25	Spoke Inner Front	18	18	18	
3	DU 1510 26	Spoke Outer Front	18	18	18	
4	DM 1510 29	Wheel Rim Front (1.6 x 17)	1	1	1	
5	DM 1510 25	Tyre Front 2.75 X 17	1	1	1	
6	DS 1510 49	Tube Front 2.75 X 17	1	1	1	
7	DM 1510 28	Tyre Rear 3 X 17	1	1	1	
8	DU 1510 18	Wheel Rim Rear (1.85 x 17)	1	1	1	
9	DG 1510 22	Band Rim	2	2	2	
10	DU 1510 25	Spoke Inner Rear	18	18	18	
11	DU 1510 26	Spoke Outer Rear	18	18	18	
12	DS 1510 53	Tube Rear	1	1	1	

Front Hub (Alloy Wheels)



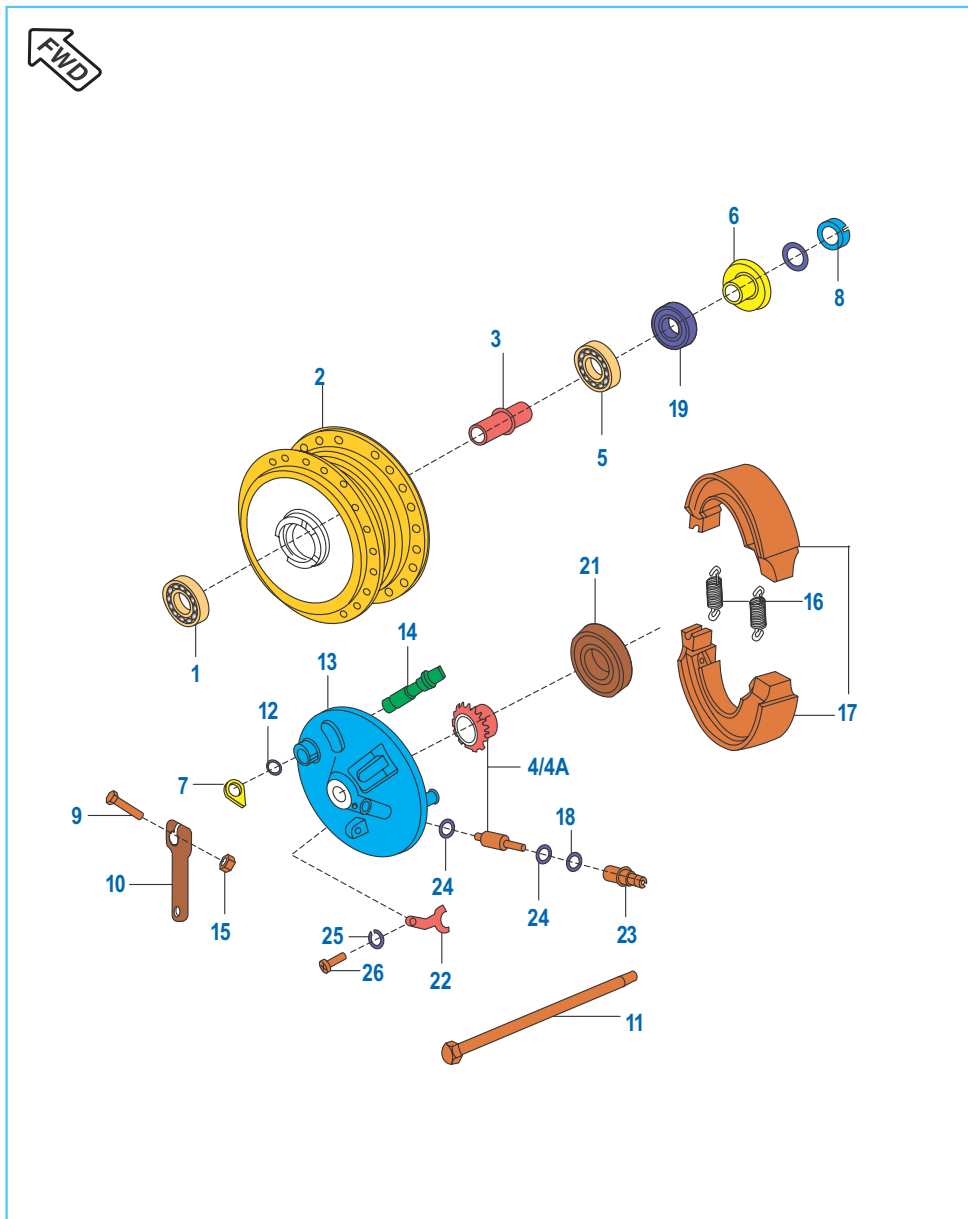
No.	Part No.	Description	CT 100	CT 100B	CT 100ES	Remarks
1	39 2681 20	Bearing-Ball-C3 Clearance	1	--	--	
	KP BB63 00	Bearing Ball 10x35x11	--	--	1	
2	31 1510 04	Collar	1	--	1	
3	39 2680 20	Bearing-Ball-C3 Clearance	1	--	--	
	KP BB62 00	Bearing Ball 10x30x9	--	--	1	
4	14 1510 21	Seal - Oil 30 X 17 X 6	1	-	1	
5	DZ 1510 12	Axle Front	1	-	1	
6	DU 1510 05	Collar Assly	1	-	1	
7	39 0248 11	Washer - Plain	1	-	1	
8	DU 1510 31	Nut - U - M10 X 1.25 X A/F 17	1	-	1	
9	DZ 1510 27	Panel Front Brake	1	-	1	
10	31 1510 07	Shoe Brake	2	-	2	
11	30 1510 69	Spring	2	-	2	
12	31 1510 11	Cam Brake	2	-	2	
13	30 1510 38	O Ring	1	-	1	
14	DD 1510 08	Lever Brake Cam	2	-	2	
15	39 0775 04	Hex Head Bolt	1	-	1	
16	39 0798 15	Flanged Nut	1	-	1	
17	DD 1510 09	Wear Indicator	1	-	1	
18	36 DZ00 08	Kit Gear Meter	1	--	--	Refer Kit List
19	31 1510 14	Oil Seal	1	-	1	
20	39 0242 11	Washer A	2	-	2	
21	JA 1316 06	Bushing	1	-	1	
22	30 1511 18	Stopper For Bushing	1	-	1	
23	39 1013 21	O Ring	1	-	1	
24	39 0900 12	Washer Spring	1	-	1	
25	39 0840 01	Screw Pan Cross	1	-	1	

Front Hub (Alloy Wheels) For CT 100ES CBS Model



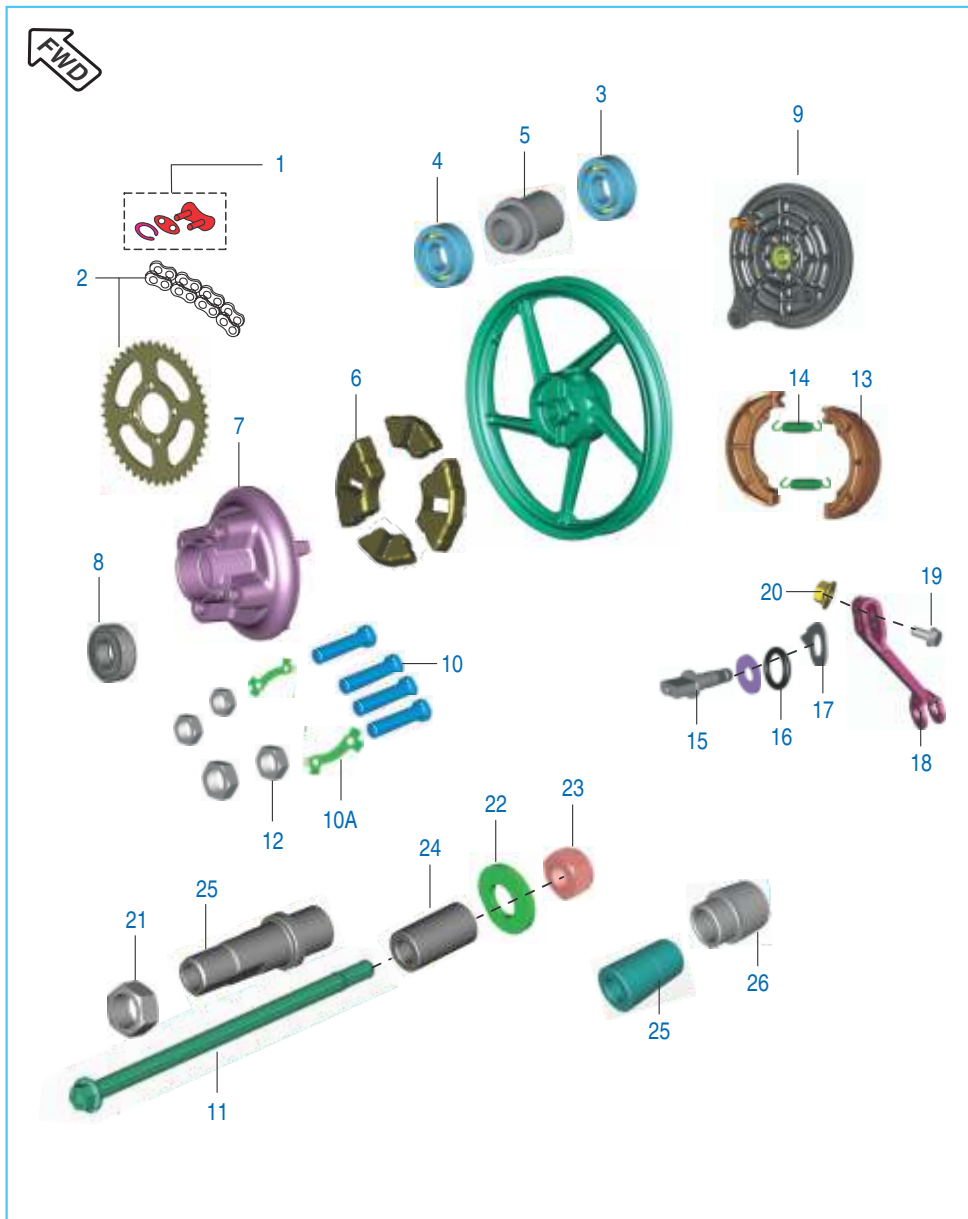
No.	Part No.	Description	CT 100	CT 100B	CT 100ES	Remarks
1	DZ 1510 14	Axle Front	--	--	1	
2	DU 1510 44	Lever panel brake front	--	--	1	
3	39 0775 04	Hex Head Bolt	--	--	1	
4	LC L000 02	Nut flanged - M6	--	--	1	
5	DD 1510 09	Wear Indicator	--	--	1	
6	PF 1316 16	Panel Front Brake	--	--	1	
7	30 1510 38	O Ring	--	--	1	
8	30 1510 04	Cam Brake	--	--	2	
9	30 1511 05	Set Shoe Brake	--	--	2	
10	30 1510 69	Spring	--	--	2	
11	KP BB63 01	Bearing-Ball-C3 Clearance	--	--	2	
12	30 1510 32	Collar bearing	--	--	1	
13	30 1510 33	Seal - Oil	--	--	1	
14	KD AA12 22	Washer plain small	--	--	1	
15	59 1500 03	Nut U - M12	--	--	1	
16	36 DZ00 08	Kit Gear Meter	--	--	1	Refer kit list
17	30 1510 42	Washer A	--	--	2	
18	JA 1316 06	Bushing	--	--	1	
19	30 1511 18	Stopper For Bushing	--	--	1	
20	39 1013 21	O Ring	--	--	1	
21	KD DB04 08	Washer Spring	--	--	1	
22	KB BA04 08	Screw Pan Cross	--	--	1	
23	PA 1310 03	Seal oil	--	--	1	
24	DZ 1510 32	Collar assembly	--	--	1	

Front Hub (Spoke Wheels)



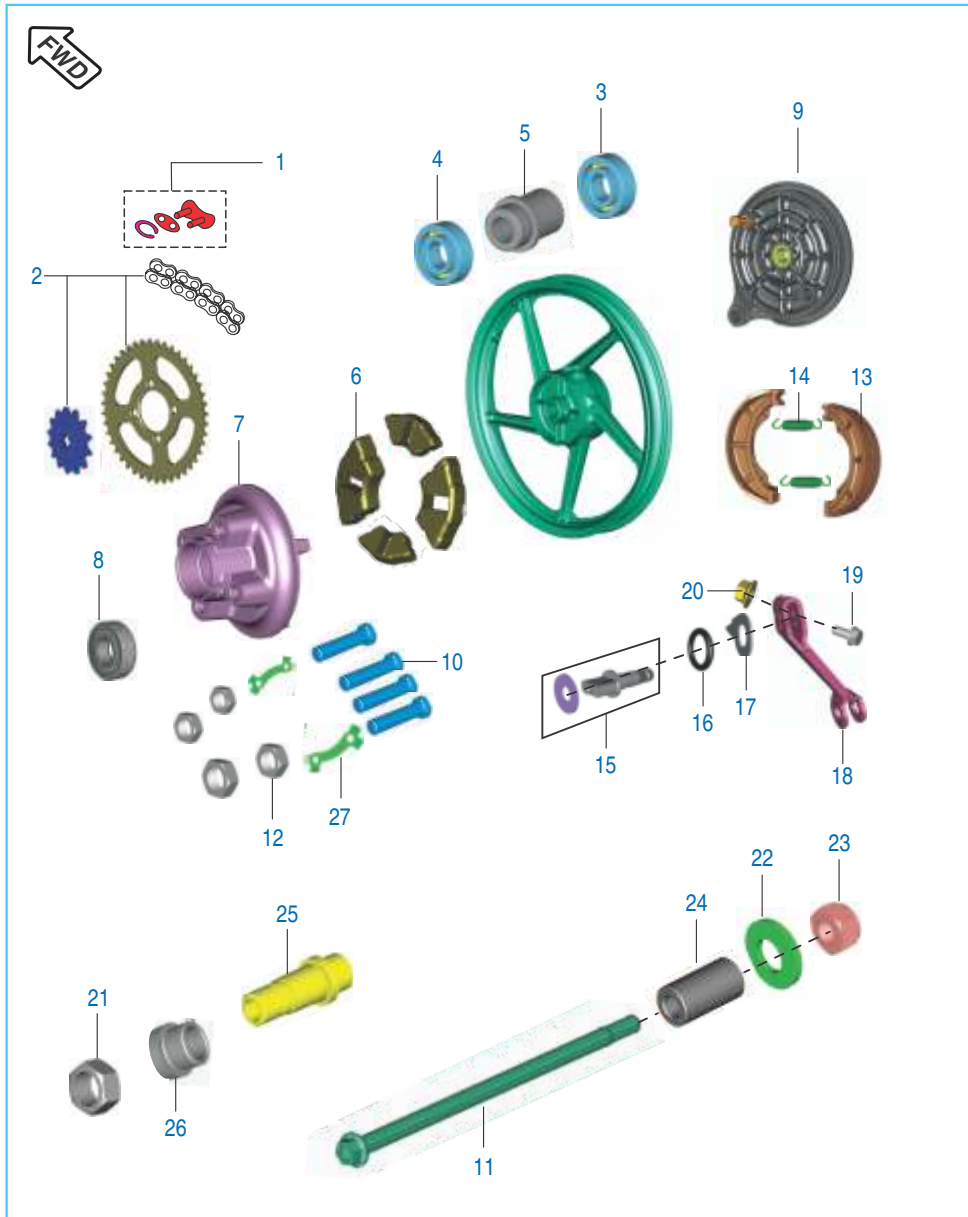
No.	Part No.	Description	CT 100	CT 100B	CT 100ES	Remarks
1	39 2680 20	Ball Bearing	1	1	--	
	KP BB63 00	Bearing Ball 10x35x11	--	--	1	
2	DF 1510 03	Drum Front	1	1	1	
3	31 1510 04	Collar	1	1	1	
4	36 DZ00 08	Gear Meter Screw Kit	1	1	1	Refer Kit List
5	39 2681 20	Ball Bearing	1	1	--	
	KP BB62 00	Bearing Ball 10x30x9	--	--	1	
6	DU 1510 05	Collar Axle Assly.	1	1	1	
7	DD 1510 09	Indicator Front	1	1	1	
8	DU 1510 31	Nut Hex. Slotted	1	1	1	
9	39 0775 04	Bolt	1	1	1	
10	DD 1510 08	Lever Brake Cam	1	1	1	
11	DZ 1510 12	Axle	1	1	1	
12	30 15 1038	Ring O	1	1	1	
13	DZ 1510 27	Panel Front Brake	1	1	1	
14	31 15 1011	Cam Brake	1	1	1	
15	39 0798 15	Flange Nut	1	1	1	
16	30 1510 69	Spring	2	2	2	
17	31 1510 60	Shoe Brake Assly.	1	1	1	
18	39 1013 21	Ring 'O'	1	1	1	
19	14 1510 21	Oil Seal	1	1	1	
20	KB CC05 14	Screw Counter (New Speedo Cable)	1	1	1	N.I.
21	31 1510 14	Oil Seal	1	1	1	
22	30 1511 18	Stopper for bushing	1	1	1	
23	JA 1316 06	Bushing	1	1	1	
24	39 0242 11	Washer	2	2	2	
25	39 0900 12	Spring Washer	1	1	1	
26	39 0840 01	Screw pan Cross	1	1	1	
27	39 1561 21	"O" ring (New Speedo Cable)	1	1	1	N.I.

Rear Hub (Alloy Wheels)



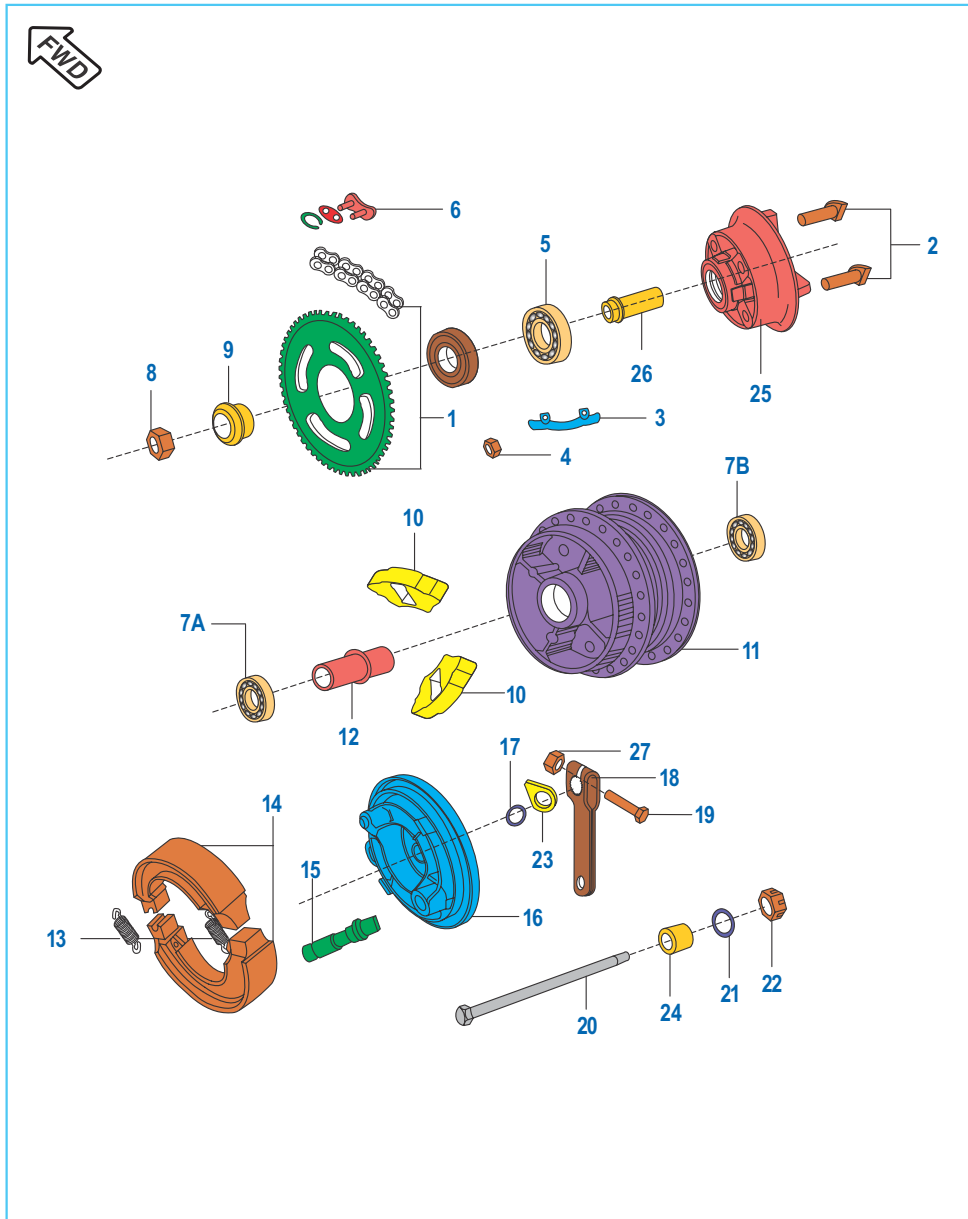
No.	Part No.	Description	CT 100	CT 100B	CT 100ES	Remarks
1	DX 1510 81	Drive Chain Lock	1	-	1	
2	36 DU40 17	Kit Chain Sprocket	1	--	--	Refer Kit List
	36 DU40 85	Kit Chain Sprocket	-	-	1	
3	KP BB63 01	Bearing ball C3 Clearance	1	-	1	
	KP BB63 00	Bearing ball C3 Clearance	1	-	1	BS IV
4	KP BB62 01	Bearing ball C3 Clearance	1	-	1	
	KP Bb62 00	Bearing ball C3 Clearance	1	-	1	BS IV
5	31 1510 18	Collar-Bearing	1	-	1	
6	31 1510 21	Coupling Rubber	4	-	4	
7	DU 1510 10	Coupling	1	-	1	
8	39 2240 20	Ball Bearing	1	-	-	
	KP BC60 04	Ball Bearing	1	-	1	BS IV
9	DZ 1510 45	Panel Rear Brake	1	-	-	
	DZ 1510 44	Panel Assembly - Brake - Rear	-	-	1	
10	39 0978 04	'D' Bolt	4	-	-	
	LA A000 34	'D' Bolt	4	-	4	BS IV
10A	31 1510 29	Washer	2	-	2	
11	DU 1510 29	Axle Rear	1	-	1	
12	39 0794 15	Nut U Flange	4	-	4	
13	31 1510 07	Shoe Brake Assly	2	-	2	
14	30 1510 69	Spring	2	-	2	
15	JB 1312 23	Cam Brake Assly.	1	-	1	
16	30 1510 38	'O' Ring	1	-	1	
17	30 1510 05	Wear Indicator	1	-	1	
18	31 1510 37	Lever Cam Brake	1	-	1	
19	39 1074 04	Hex Bolt with Flange	1	-	1	
20	39 0798 15	Flange Nut	1	-	1	
21	39 0988 15	Hexagon Nut M18X1.5P	1	-	1	
22	39 0714 11	Washer Plain	1	-	1	
23	59 1500 03	Nut - U M12	1	-	1	
24	31 1510 26	Collar	1	-	1	
25	31 1510 28	Sleeve Coupling	1	-	1	
26	DU 1510 06	Collar	1	-	1	

Rear Hub (Alloy Wheels) For CT 100ES CBS Model

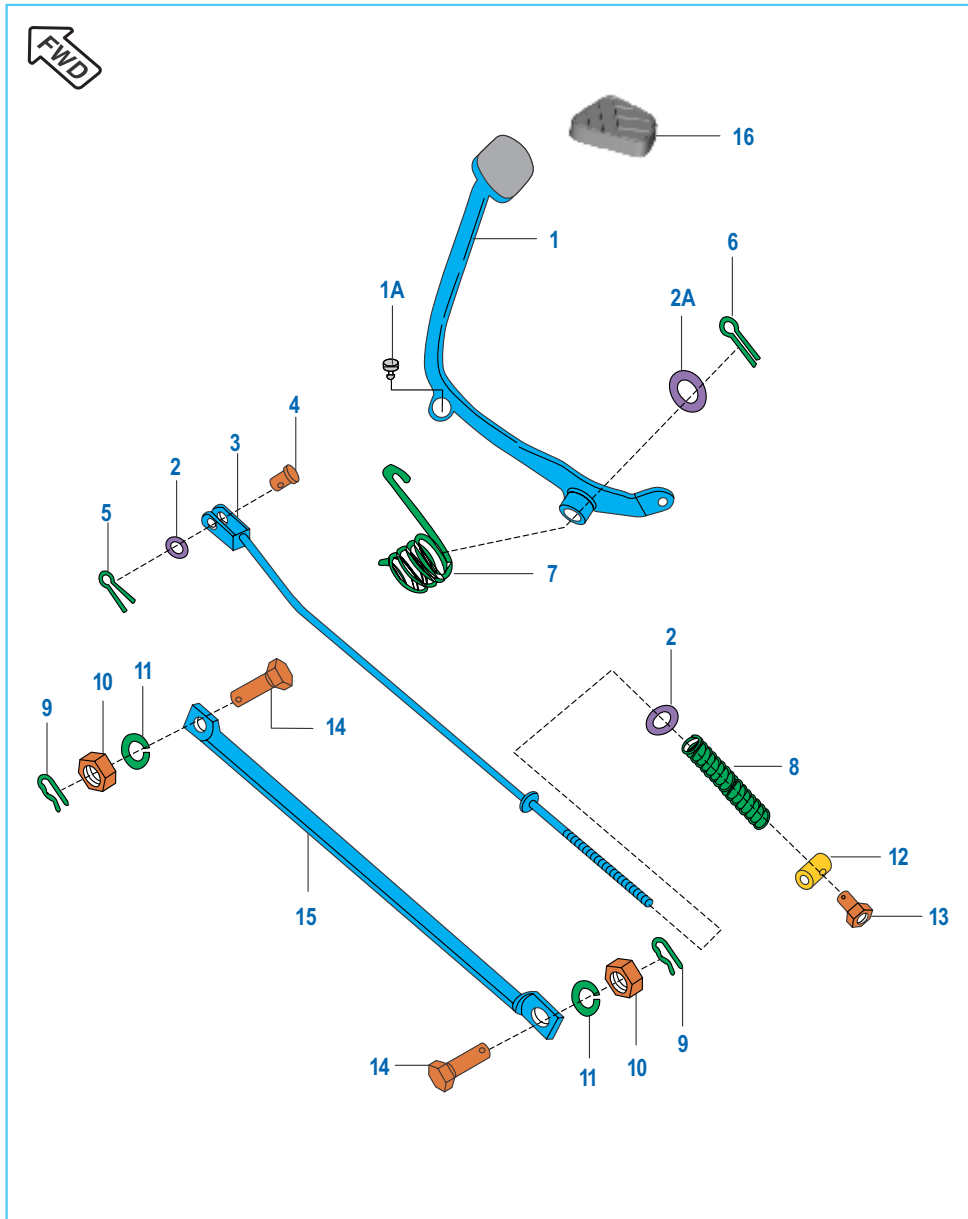


No.	Part No.	Description	CT 100	CT 100B	CT 100ES	Remarks
1	DX 1510 81	Drive Chain Lock	--	--	1	Refer kit list
2	36 DU40 85	Kit Chain Sprocket	--	--	1	
3	KP BB63 01	Bearing ball C3 Clearance	--	--	1	
4	KP BB62 01	Bearing ball - C3 Clearance	--	--	1	
5	31 1510 18	Collar-Bearing	--	--	1	
6	31 1510 21	Coupling Rubber	--	--	4	
7	DU 1510 10	Coupling	--	--	1	
8	KP BC60 04	Ball Bearing	--	--	1	
9	JA 1312 05	Panel Rear Brake	--	--	1	
10	LA A000 34	'D' Bolt	--	--	4	
11	DU 1510 29	Axle Rear	--	--	1	
12	KC BA10 06	Nut hex thin - M10	--	--	4	
13	31 1510 07	Shoe Brake Assly	--	--	2	
14	30 1510 69	Spring	--	--	2	
15	JB 1312 23	Cam Brake Assly.	--	--	1	
16	30 1510 38	'O' Ring	--	--	1	
17	30 1510 05	Wear Indicator	--	--	1	
18	DU 1510 46	Lever panel brake rear	--	--	1	
19	39 1074 04	Hex Bolt with Flange	--	--	1	
20	LC L000 02	Flange Nut	--	--	1	
21	KC BA18 11	Nut hex thin - M18 x 1.5	--	--	1	
22	39 0714 11	Washer Plain	--	--	1	
23	59 1500 03	Nut - U M12	--	--	1	
24	31 1510 26	Collar	--	--	1	
25	31 1510 28	Sleeve Coupling	--	--	1	
26	DU 1510 06	Collar	--	--	1	
27	31 1510 29	Washer	--	--	2	

Rear Hub (Spoke Wheels)



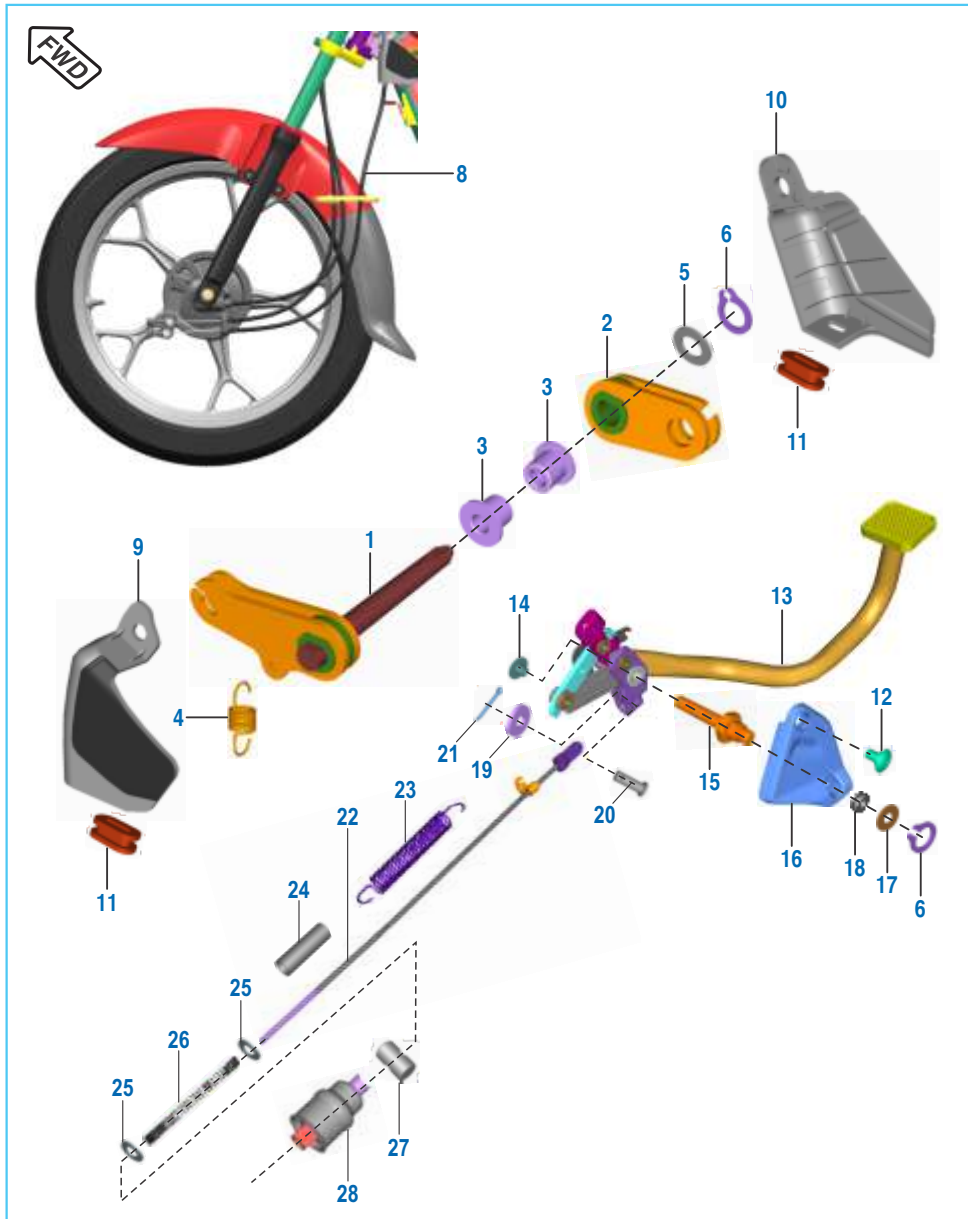
No.	Part No.	Description	CT 100	CT 100B	CT 100ES	Remarks
1	36 DU40 17	Chain Sprocket Kit	1	1	--	Refer Kit List
	36 DU40 85	Kit Chain Sprocket	-	-	1	
2	39 0978 04	'D' bolt	4	4	-	BS IV
	LA A000 34	'D' Bolt	4	-	4	
3	31 15 1029	Washer	2	2	2	
4	39 0794 15	Nut Hex. Fine	4	4	4	BS IV
5	39 2240 20	Bearing Ball	1	1	-	
	KP BC60 04	Bearing Ball	1	1	1	
6	DX 1510 81	Drive Chain Connecting Link	1	1	1	
7A	39 2682 20	Bearing Ball 12X37X12-1RS/C3	1	-	-	
	KP BB63 01	Bearing-ball-C3	-	1	1	
7B	39 1364 20	Bearing Ball 12 X 32 X 10RS1	1	1	-	
	KP BB62 01	Bearing-ball-C3	-	1	1	
8	39 0988 15	Nut Hex.	1	1	1	
9	31 1510 30	Collar	1	-	-	
	31 1510 18	Collar	-	1	1	
10	31 15 1021	Shock Damper	4	4	4	
11	DU 1510 09	Drum Rear	1	1	1	
12	31 1510 18	Collar Assly.	1	1	1	
13	30 15 1069	Spring	2	2	2	
14	31 1510 60	Shoe Brake Assly.	1	1	1	
15	JB 1312 23	Brake Cam Assly.	1	1	1	
16	31 15 1024	Panel Rear Brake	1	1	-	
17	30 15 1038	Ring O	1	1	1	
18	31 15 1037	Lever Brake	1	1	1	
19	39 0775 04	Bolt	1	1	1	
20	DU 1510 29	Axle	1	1	1	
21	39 0714 11	Washer Plain	1	1	1	
22	59 1500 03	Nut Castle	1	1	1	
23	30 1510 05	Indicator	1	1	1	
24	31 1510 26	Collar	1	1	1	
25	31 1510 27	Coupling	1	-	-	
	DU 1510 10	Coupling	-	1	1	
26	31 1510 28	Sleeve	1	1	1	
27	39 0798 15	Hex. nut	1	1	1	



Rear Brake Pedal

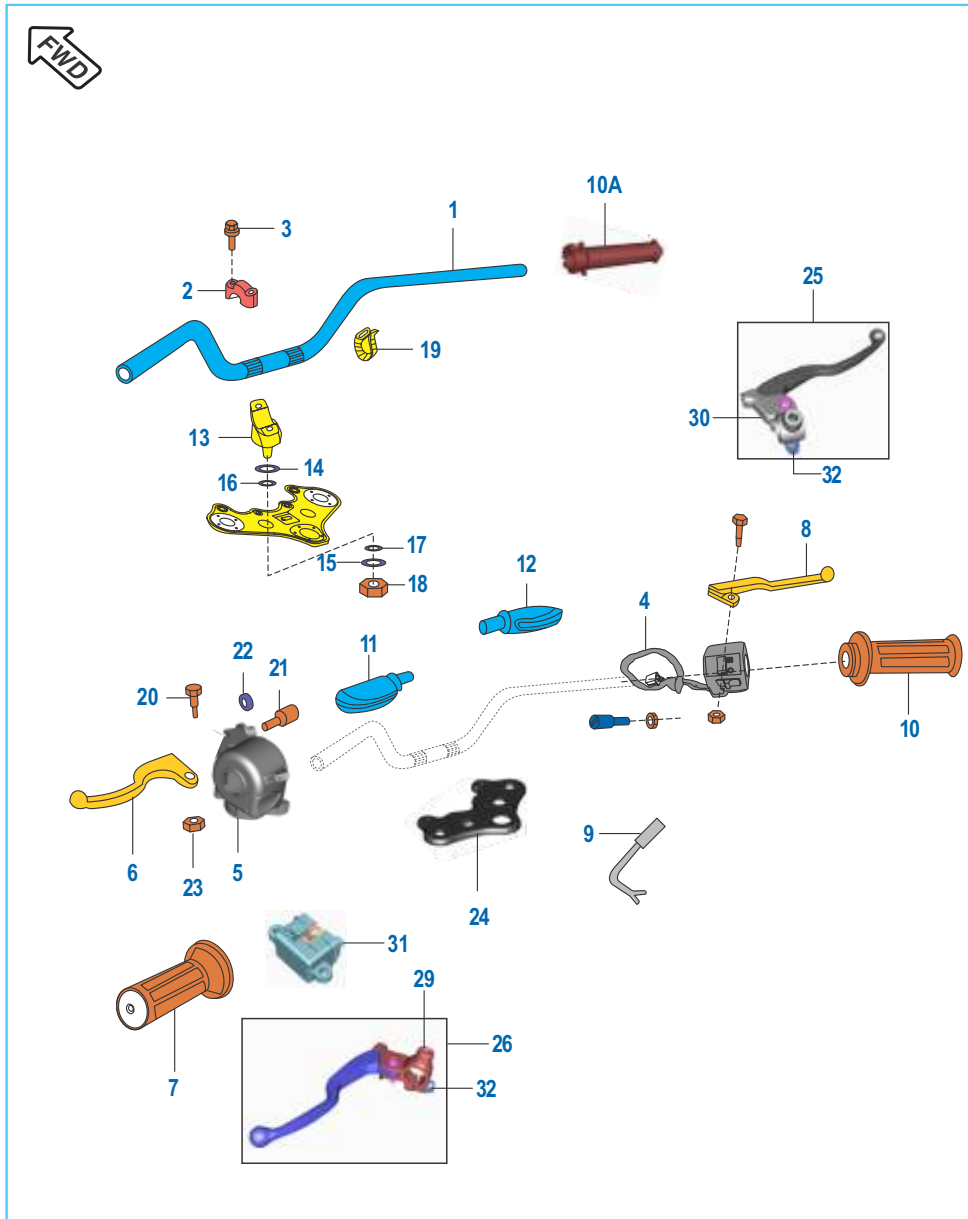
No.	Part No.	Description	CT 100	CT 100B	CT 100ES	Remarks
1	DZ 1910 04	Lever Brake Tubular	1	-	-	
	DU 1910 50	Lever Brake Tubular	-	1	-	
	DY 1610 02	Lever Brake Tubular	-	-	1	
1A	DD 1610 78	Damper	1	1	1	
2	39 0198 11	Plain Washer	2	2	2	
2A	39 0805 11	Plain Washer	1	1	1	
3	DU 1910 30	Rod Brake	1	1	1	
4	30 1910 38	Pin	1	1	1	
5	39 0808 08	Split pin	1	1	1	
6	39 0797 08	Pin Cotter	1	1	1	
7	30 1910 31	Spring	1	1	1	
8	30 1910 35	Spring	1	1	1	
9	39 0807 08	Pin Snap	2	2	2	
	KH BA08 28	Pin snap	-	-	2	For CBS Model
10	39 0708 15	Nut Hex.	2	2	-	
11	39 0789 12	Washer Spring	2	2	2	
	KD DB10 18	Washer spring thin	-	-	2	For CBS Model
12	30 1910 37	Pin	1	1	1	
13	30 1910 36	Brake adjusting nut	1	1	1	
14	30 1510 95	Bolt	2	2	2	
15	DF 1510 16	Torque rod	1	1	1	
16	JZ 1610 19	Pad Brake Pedal	1	1	-	

CBS - Combined Braking System



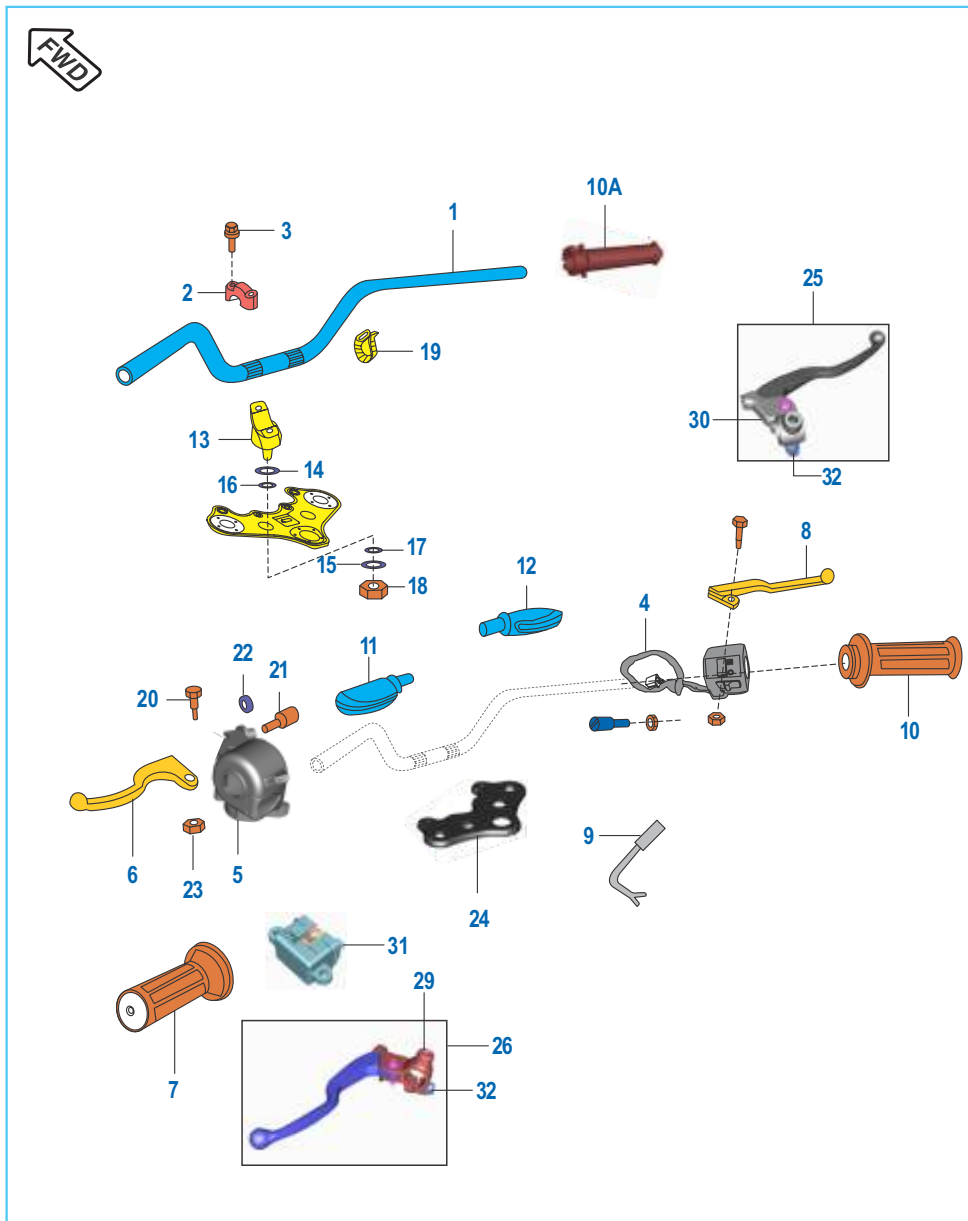
No.	Part No.	Description	CT 100	CT 100B	CT 100ES	Remarks
1	PF 1610 29	Lever distributor LH	--	--	1	
2	PF 1610 30	Lever distributor RH	--	--	1	
3	PF 1138 01	Collar	--	--	2	
4	DU 1510 58	Spring	--	--	1	
5	KD AB06 11	Washer plain small	--	--	1	
6	LE A000 03	Circlip external 6 x 0.7	--	--	2	
7	DU 1510 55	Cable pedal - unit distributor	--	--	1	N.I.
8	DU 1510 56	Cable unit distributor - Front panel	--	--	1	
9	PF 1610 31	Cover unit distributor LH	--	--	1	
10	PF 1610 32	Cover unit distributor RH	--	--	1	
11	PF 1610 33	Grommet	--	--	2	
12	AL 2414 81	Screw stepped M6 x 1 x 11	--	--	2	
13	DU 1510 47	Assembly pedal brake	--	--	1	
14	JH 1610 38	Sleeve pivot brake pedal CBS	--	--	1	
15	LA A000 49	Bolt - M6	--	--	1	
16	DU 1613 26	Cover link CBS	--	--	1	
17	LD B000 75	Washer plain	--	--	1	
18	DU 1510 61	Grommet	--	--	1	
19	LD B000 19	Washer plain	--	--	1	
20	30 1910 38	Pin	--	--	1	
21	KH AA20 18	Pin cotter	--	--	1	
22	DY 1610 03	Rod brake	--	--	1	
23	JD 1610 02	Spring brake pedal	--	--	1	
24	JD 1610 06	Sleeve brake return spring	--	--	1	
25	39 0199 11	Plain washer	--	--	2	
26	30 1910 35	Spring	--	--	1	
27	JC 1910 06	Pin brake rear	--	--	1	
28	JH 1610 35	Assembly force distribution	--	--	1	

Handle Bar Assly



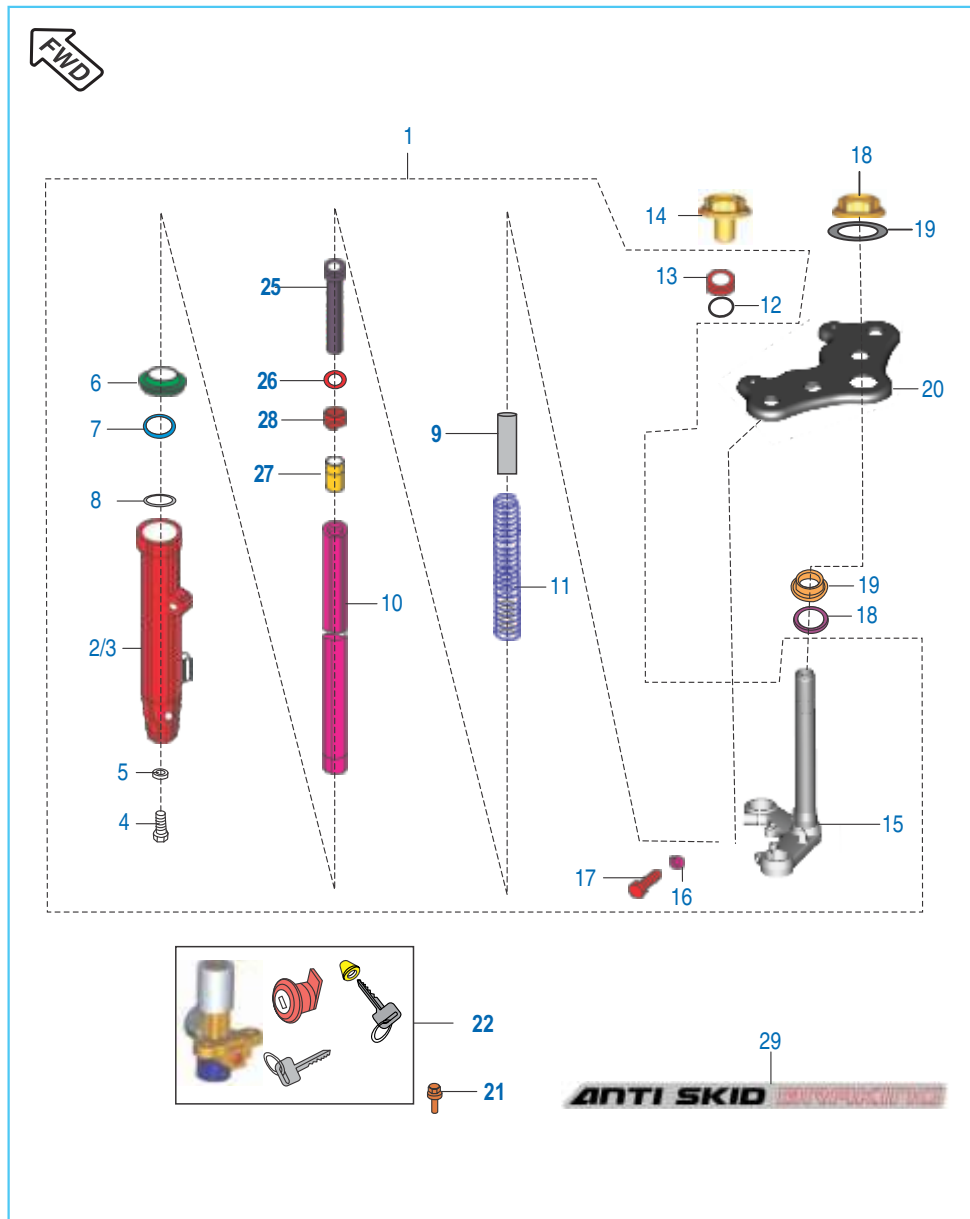
No.	Part No.	Description	CT 100	CT 100B	CT 100ES	Remarks
1	DF 1811 17	Handle	1	-	-	
	DU 1811 07	Handle	1	1	-	Ser Bull.2015-33
	DU 1811 14	Handle Bar	-	-	1	
2	FD 1810 30	Holder Handle Upper	2	2	2	
3	39 1074 04	Flanged Bolt	4	4	4	
4	DF 2010 53	Control Switch RH	1	-	-	
	DU 1910 45	Control Switch RH	1	-	-	Ser Bull.2015-33
	DM 2010 36	Control Switch RH	-	1	-	
	DU 1910 56	Control Switch RH	1	1	-	BS IV
	JZ 4014 08	Control Switch RH	-	-	1	
	5	DU 1910 34	Control Switch LH	1	-	-
5	DU 1910 44	Control Switch LH	1	1	-	Ser Bull.2015-33
	DD 2011 55	Control Switch LH	1	1	-	BS IV
	JB 4014 00	Control Switch LH	-	-	1	
	6	DU 1910 35	Lever grip - Left	1	1	-
6	PF 1610 15	Lever Clutch	1	1	1	BS IV
	7	DF 1910 26	Grip - Left hand	1	1	-
7	PF 1610 05	Hand Grip LH	1	1	1	BS IV
	8	DF 1910 66	Lever grip - Right	1	1	-
8	DD 1911 42	Lever grip - Right	1	1	1	BS IV
	9	DD 2011 70	Front brake switch	1	1	1
10	DF 1910 27	Grip Assembly RH	1	1	-	
	PF 1610 07	Grip Assembly RH	1	1	1	BS IV
	10A	PF 1610 13	Throttle Pipe	-	-	1
11	DM 1910 14	Boot For Lever LH	1	1	-	
	DS 1910 52	Boot For Lever LH	1	1	1	BS IV

Handle Bar Assly



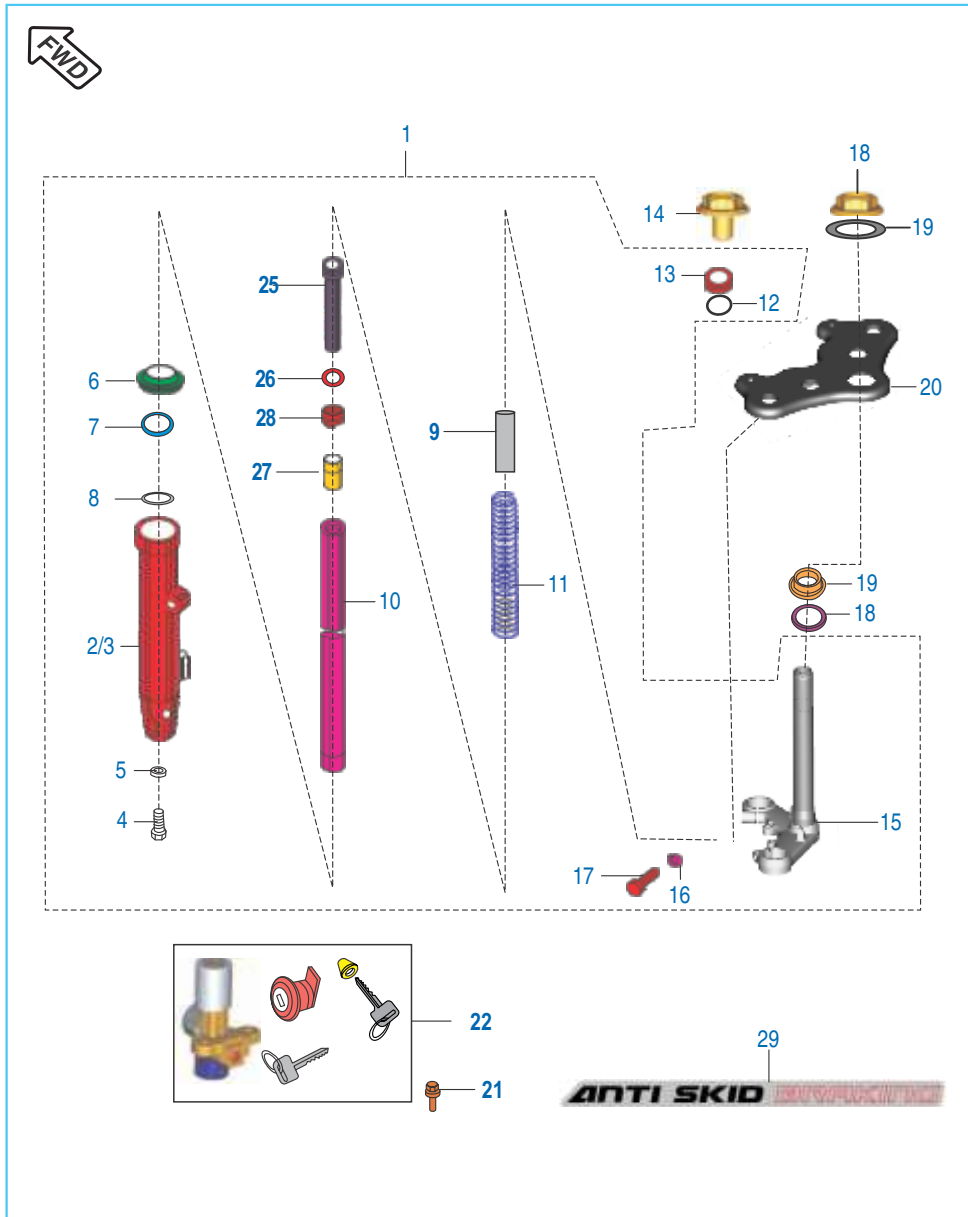
No.	Part No.	Description	CT 100	CT 100B	CT 100ES	Remarks
12	DM 1910 15	Boot For Lever RH	1	1	--	
	DS 1910 18	Boot For Lever RH	1	1	1	BS IV
13	FD 1810 31	Holder Handle Lower	2	2	2	
14	DF 1810 91	Damper Handle Upper	2	2	2	
15	DF 1810 92	Damper Handle Lower	2	2	2	
16	FD 1810 19	Washer Plain Upper	2	2	2	
17	FD 1810 20	Washer Plain Lower	2	2	2	
18	39 0422 15	Nylock Nut	2	2	2	
	LC H000 01	Nut nyloc - M10	--	--	2	For CBS Model
19	30 1910 48	Harness Band	2	2	2	
20	39 0830 01	Stud	2	2	--	
	JZ 1610 28	Lever Pivot Bolt	--	--	1	
21	36 DU19 01	Cable Adj. Kit - CT 100	2	2	2	
22	39 1184 15	Nut	2	2	2	
23	39 1184 15	Nut	2	2	2	
24	DD 1812 05	Holder Fork Upper	1	1	1	
25	PF 1610 11	Assembly Lever Holder RH	1	1	1	BS IV
26	PF 1610 16	Assembly Lever Holder LH	1	1	--	BS IV
	PF 1610 09	Assembly Lever Holder LH	--	--	1	
27	DD 2011 70	Switch Assembly (with Lever)	1	1	1	BS IV
28	LB U000 12	Screw	1	1	2	BS IV
29	PF 1610 10	Holder Lever LH	--	--	1	
30	PF 1610 12	Holder Lever RH	--	--	1	
31	JZ 4014 03	Switch Clutch (VB) Diode	--	--	1	
32	KA DT06 25	Bolt flanged - M6	--	--	2	For CBS Model

Front Fork



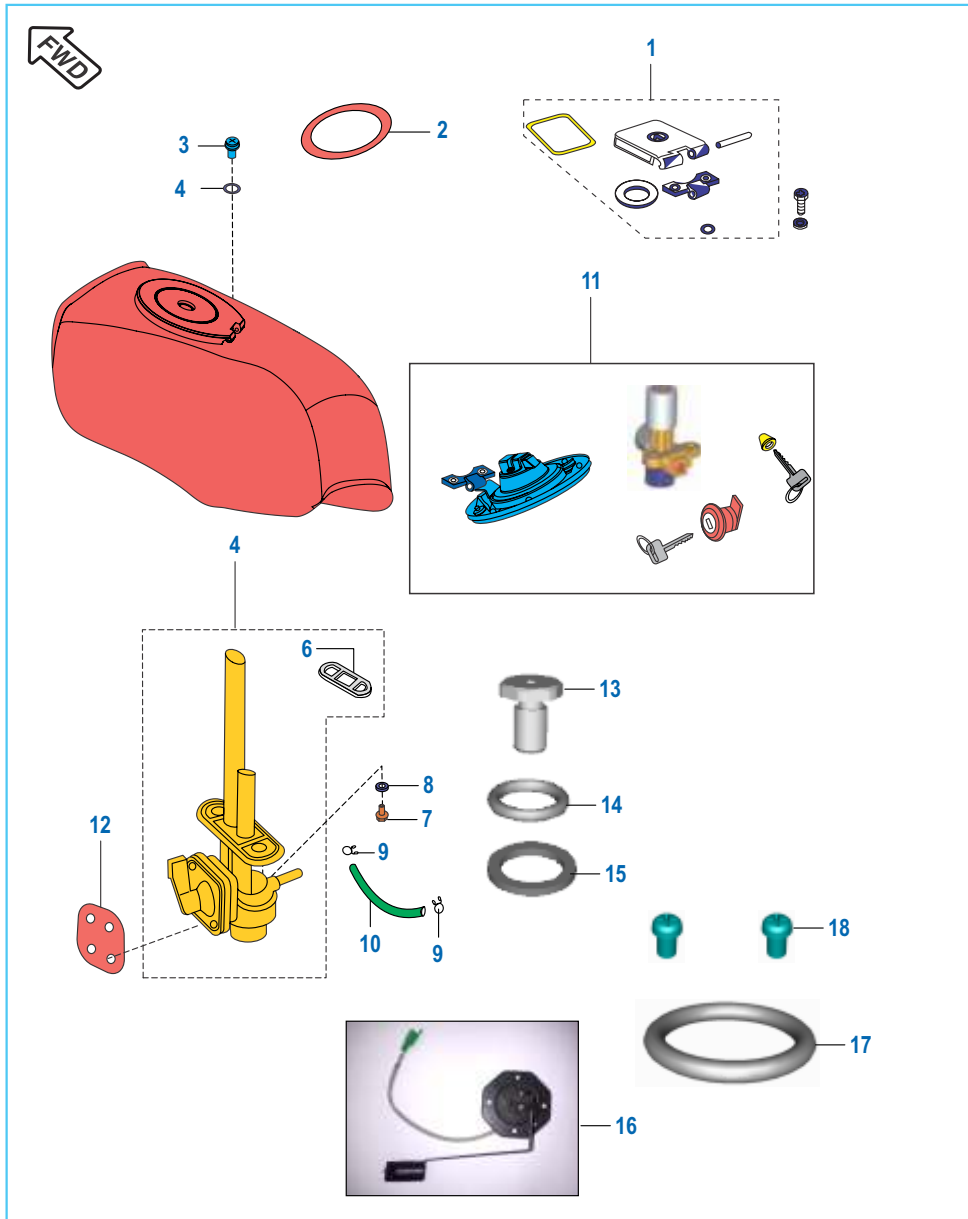
No.	Part No.	Description	CT 100	CT 100B	CT 100ES	Remarks
1	DU 1810 67	Assly Front Fork	1	-	1	
	DM 1810 43	Assly Front Fork	--	1	--	
	DM 1810 48	Assly Front Fork	--	1	--	BS IV
	DU 1811 25	Fork front	--	--	1	For CBS Model
2	DD 1810 31	Pipe - LH Fork Outer	1	1	--	Endurance Sys.
	DU 1811 01	Tube Outer LH	1	-	1	
3	DD 1810 34	Pipe - RH Fork Outer	1	1	--	Endurance Sys.
	DU 1811 02	Tube Outer RH	1	-	1	
4	KA CF08 30	Bolt Socket Head	2	2	2	
5	30 1810 26	Gasket	2	2	2	
6	DD 1810 11	Seal Dust	2	2	-	BS IV
	DD 1810 32	Seal Dust	2	2	2	
7	DL 1810 80	Seal Oil	2	2	-	
	PF 1210 73	Seal Oil	2	-	-	
	DU 1811 08	Seal Oil	--	2	2	
8	31 1811 08	Ring -Snap: Endu Sys	2	2	2	
9	JK 1210 08	Spacer Tube	2	2	2	
10	DM 1810 36	Pipe Complete-Suspension - Inner	2	2	2	
11	DE 1810 31	Spring Main	2	2	2	
12	30 1262 21	'O' Ring	2	2	2	
13	DF 1810 85	Bolt Fork	2	2	2	
14	59 0400 06	Hex Bolt	2	-	-	
	39 1813 04	Bolt	--	2	2	
	30 1810 44	Bolt	-	-	2	
15	DD 1812 07	Fork Under Bracket	1	1	1	
	DL 1810 60	Bracket under	--	--	1	For CBS Model

Front Fork

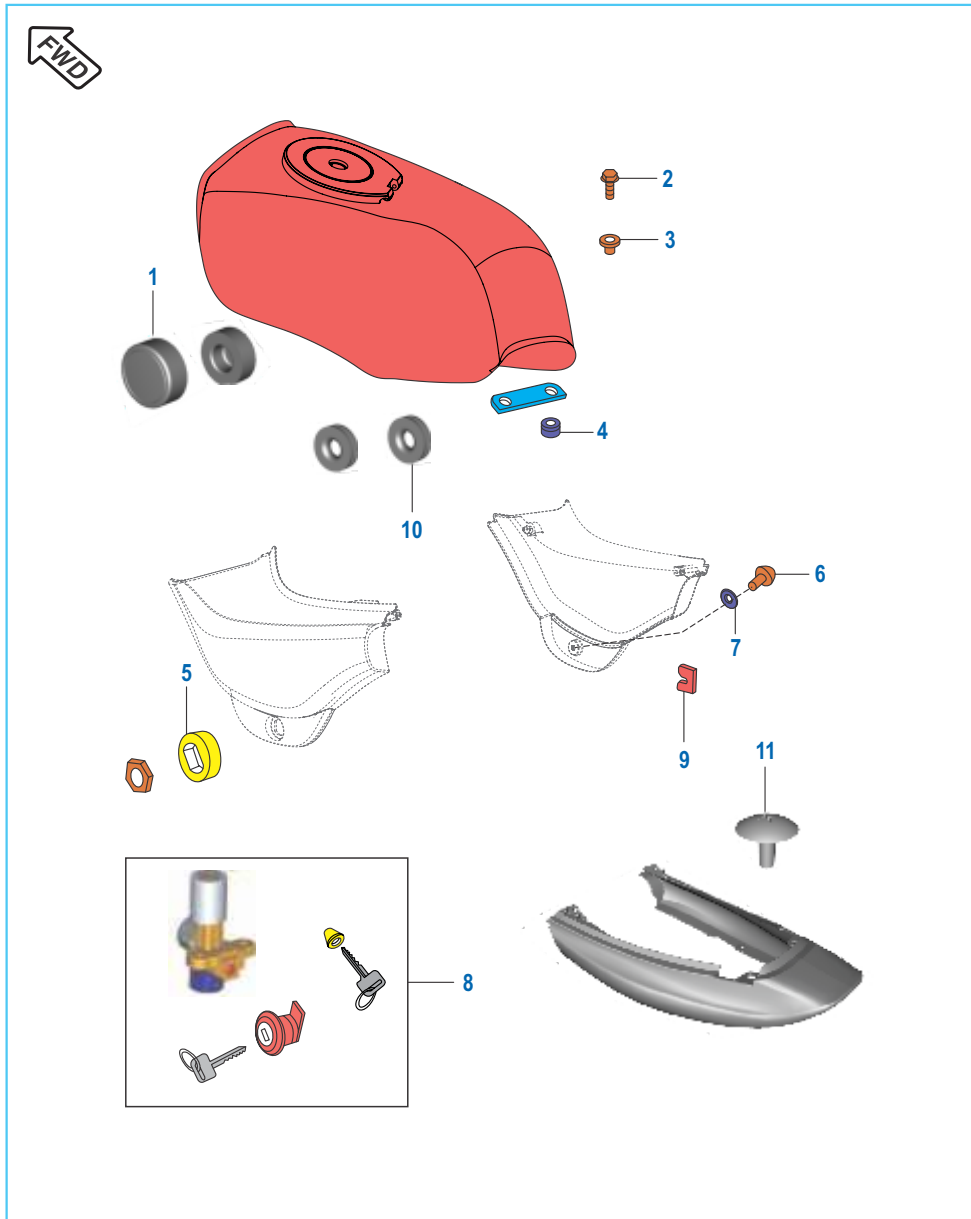


No.	Part No.	Description	CT 100	CT 100B	CT 100ES	Remarks
16	39 0789 12	Washer Spring	2	2	2	
	KD DB10 18	Washer spring thin	--	--	2	For CBS Model
17	39 1813 04	Bolt Hexagon Head M8X40	2	2	2	
	KA AD10 35	Bolt	--	--	2	For CBS Model
18	FD 1810 12	Cap Nut Fork	1	1	1	
19	DF 1810 89	Washer - Plain	1	1	1	
20	DD 1812 05	Holder Fork Upper	1	1	1	
21	39 1943 04	Bolt Ignition Switch Mounting	2	2	2	
22	DU 1810 32	Lock set assly (3 in 1)	1	--	--	
	PF 2326 03	Lock set assly (3 in 1)	--	1	--	
	DU 1811 11	Lock Set + Tank Cap	1	1	1	BS IV
23	DU 1810 99	Leg Assy LH	1	1	1	
24	DU 1811 00	Leg Assy RH	1	1	1	
25	PA 1210 41	Seat Pipe	2	2	2	
26	30 1810 20	Piston Ring	2	2	2	
27	31 1810 19	Cap Oil Lock	2	2	2	
28	31 1810 99	Rebound Spring	2	2	2	
29	DU 0101 42	Decal anti skid	--	--	2	For CBS Model

Petrol Tank Cap & Fuel Cock



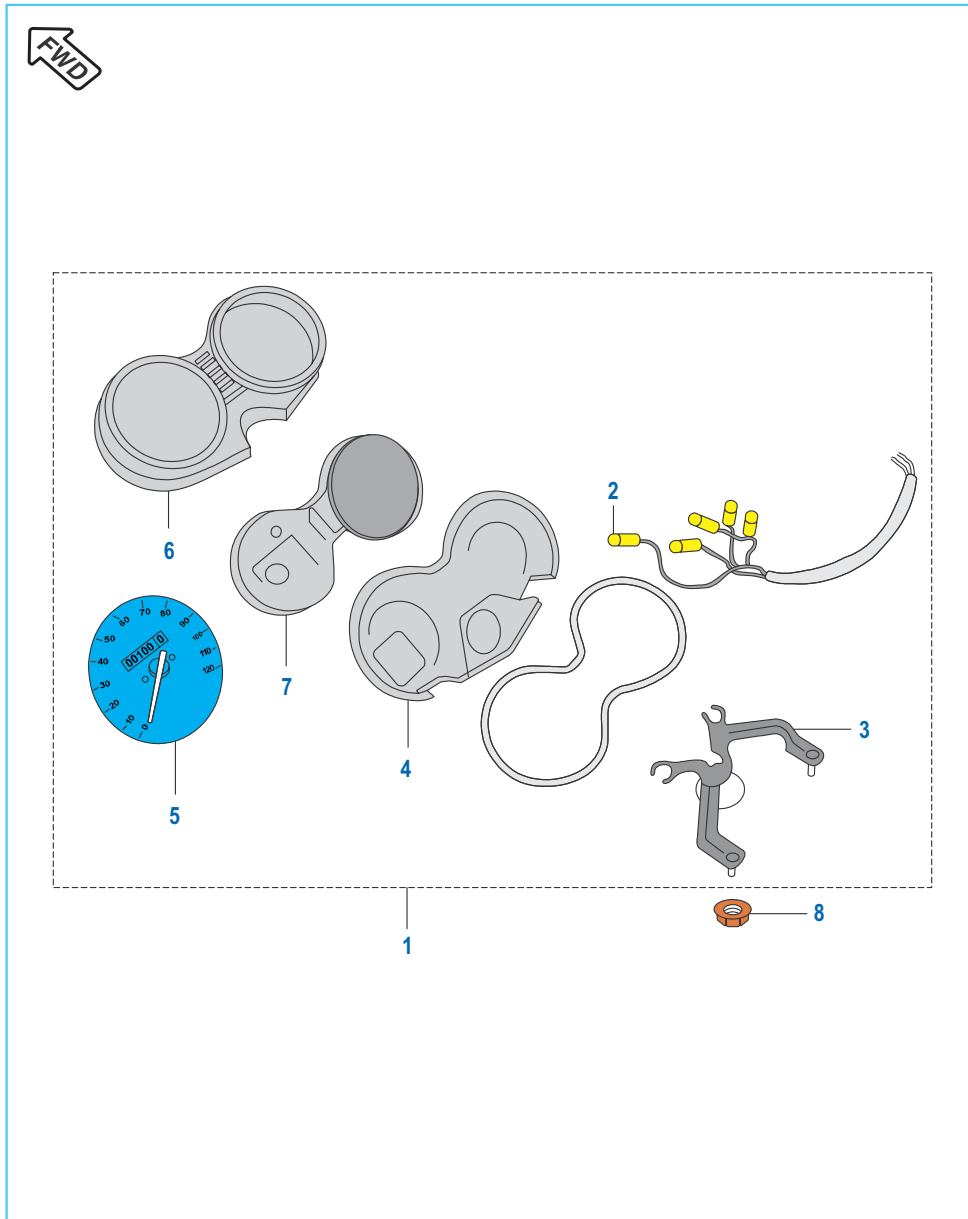
No.	Part No.	Description	CT 100	CT 100B	CT 100ES	Remarks
1	DF 1411 20	Cap Assly. Tank	--	1	--	
2	30 1410 52	Packing (For Cap)	1	1	1	
3	39 0761 01	Screw Pan Cross	2	2	2	
4	39 2179 24	Washer	2	2	2	
5	DU 1410 95	Tap Assly.	1	--	1	
	DU 1412 28	Fuel Cock Assembly	--	1	--	
6	30 1410 39	Packing For Tap	1	1	1	
7	DD 1412 27	Bolt Flanged	2	2	2	
8	39 0740 11	Washer Non Metallic	2	2	2	
9	33 1410 08	Clamp Tube	2	2	2	
10	DU 1410 41	Tube Fuel	1	--	--	
	PF 1718 03	Tube Fuel	--	1	1	
11	PF 2326 03	Lock Assly. 3 IN 1	--	1	--	
	DU 1811 11	Lock Set + Tank Cap	1	--	1	
12	DZ 1410 75	Gasket 4 hole	1	1	1	
13	JZ 1710 20	Bush Vapour	1	1	1	BS IV
14	JH 1710 49	O Ring	1	1	1	BS IV
15	JZ 1710 21	Washer Vapour Sealing	1	1	1	BS IV
16	DY 4026 00	Gauge Fuel	--	--	1	
17	JH 1710 17	O Ring Fuel Gauge	--	--	1	
18	AP 1012 55	Screw Pan M5 x 10 (Pre-coated)	--	--	2	



Fittings - Petrol Tank, Side Covers & Seat Cowl

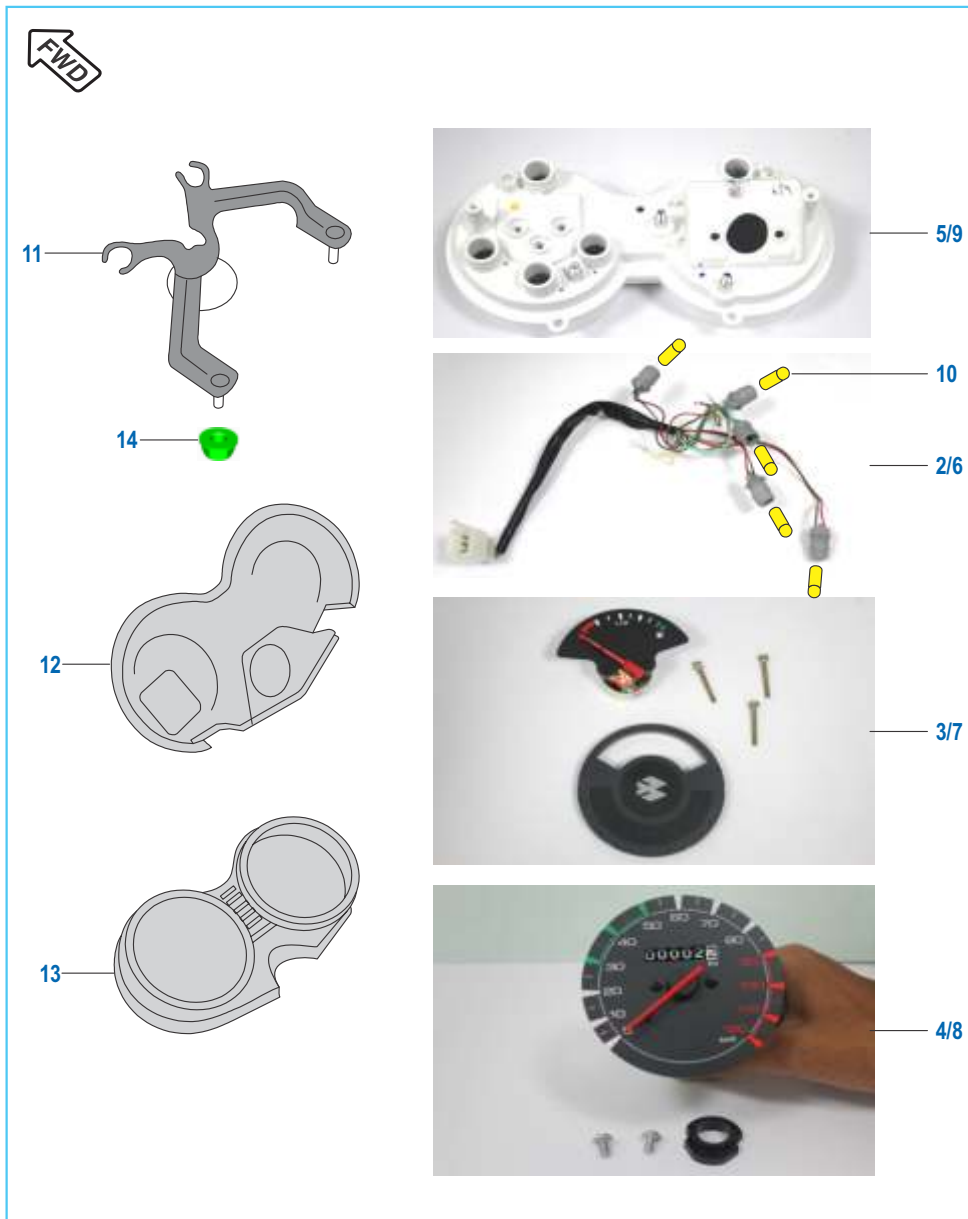
No.	Part No.	Description	CT 100	CT 100B	CT 100ES	Remarks
1	DF 1411 28	Damper Fuel Tank Mounting	2	2	2	
2	39 1553 04	Flange Bolt	2	2	2	
	KA DD06 25	Bolt flanged	-	-	2	For CBS Model
3	DP 2010 37	Collar Assly.	2	2	2	
4	DG 1410 19	Damper	2	2	2	
5	31 1610 18	Damper	1	-	-	
	DU 1611 02	Damper	1	-	1	
6	39 1789 24	Washer Nylon	1	1	1	
7	DZ 1611 43	Screw	1	-	-	
	30 1611 69	Screw	--	1	1	
	DG 1611 21	Screw	--	--	1	For CBS Model
8	PF 2326 03	Lock Assly. 3 IN 1	--	1	--	
	DU 1811 11	Lock Set	1	--	1	BS IV
9	DD 1610 22	Damper - cover side	2	-	2	
	DL 1610 17	Damper - cover side	--	2	-	
10	30 1611 69	Damper side cover mtg.	2	2	2	
11	DU 1611 19	Screw Stepped	4	-	4	

Meter Assembly

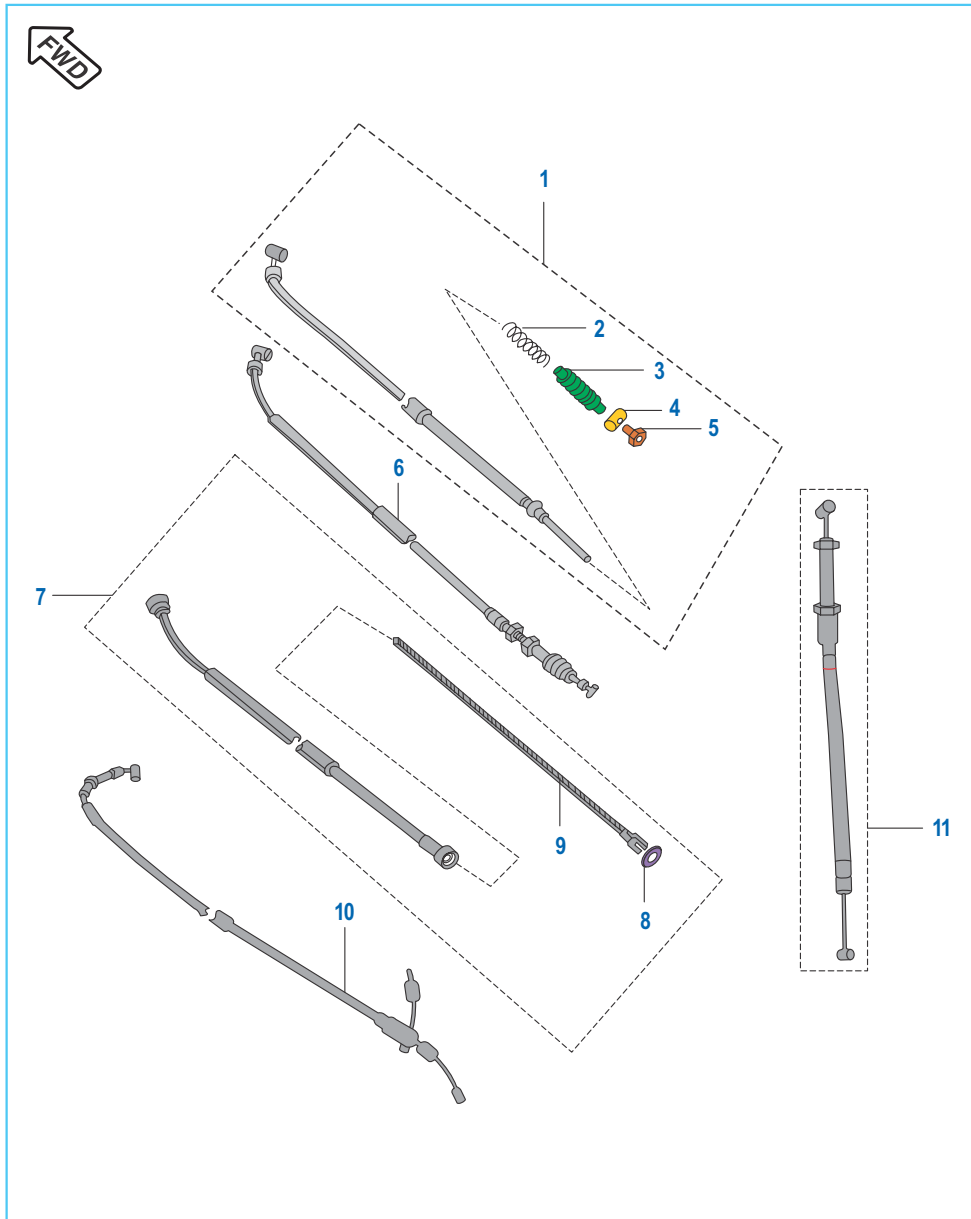


No.	Part No.	Description	CT 100	CT 100B	Remarks
1	DM 1910 09	Speed Asy.+Lamp W/O Fuel G	1	1	
2	CM 2010 54	Lamp 12V 3W	5	5	
3	DU 1910 29	Bracket Speedo Mtg.	1	1	Make-JCPPL
4	DU 1910 23	Cover Meter Lower Black	1	1	Make-JCPPL
	YD U100 03	Cover Meter Lower Black	1	1	Make-Minda
5	DU 1910 25	Speedometer	1	1	Make-JCPPL
	YD U100 06	Speedometer with Dial	1	1	Make-Minda
6	YD U100 07	Cover case upper	1	1	Make-JCPPL
	YD U100 02	Speedo Top Cover with O-Ring	1	1	Make-Minda
7	DU 1910 24	Cover (white) W/o Support Plate	1	1	Make-JCPPL
	YD U100 04	Speedometer Housing	1	1	Make-Minda
8	39 0798 15	Hex. Nut / Flange	2	2	
9	YD U100 05	Speedometer Harness	1	1	Make-Minda
	YD U100 10	Speedometer Harness	1	1	Make-JCPPL

Meter Assembly - CT 100ES



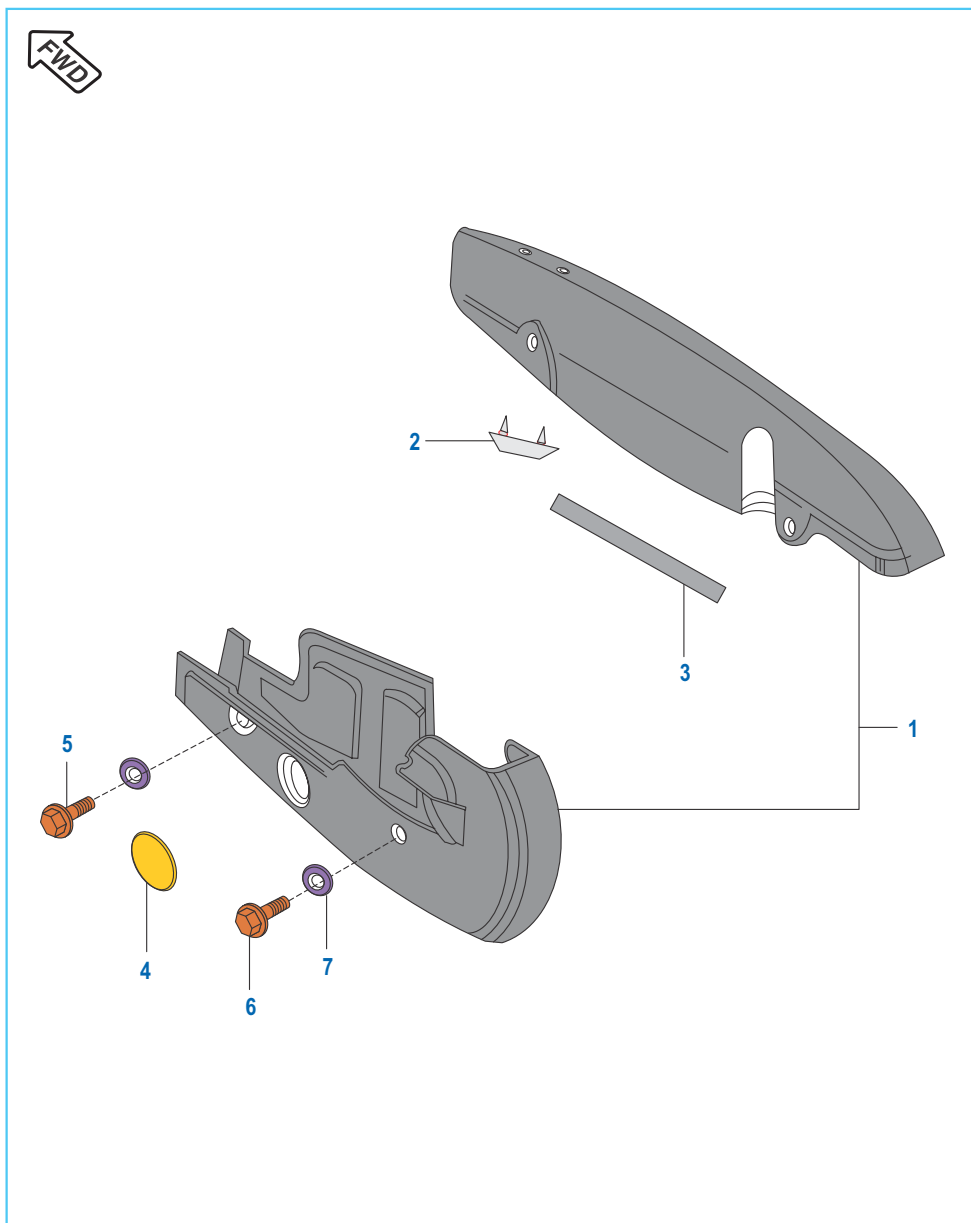
No.	Part No.	Description	Qty.	Remarks
1	DU 1910 63	Speedometer	1	
2	YD U160 02	Wiring Harness - Minda	1	
3	YD U160 03	Fuel Machine-Minda	1	
4	YD U160 04	Speedo Machine - Minda	1	
5	YD U160 05	Housing - Pricol	1	
6	YD U160 06	Wiring Harness - Pricol	1	
7	YD U160 07	Fuel Machine - Pricol	1	
8	YD U160 08	Speedo Machine - Pricol	1	
9	YD U160 01	Housing - Minda	1	
10	CM 2010 54	Lamp 12V 2W	5	
11	DU 1910 29	Bracket Speedo Mtg.	1	Make - JCPPL
12	DU 1910 23	Cover Meter Lower Black	1	Make - JCPPL
	YD U100 03	Cover Meter Lower Black	1	Make - Minda
13	YD U100 07	Cover case upper	1	Make - JCPPL
	YD U100 02	Speedo Top Cover with O-Ring	1	Make - Minda
14	39 0798 15	Hex. Nut / Flange	2	



Control Cables

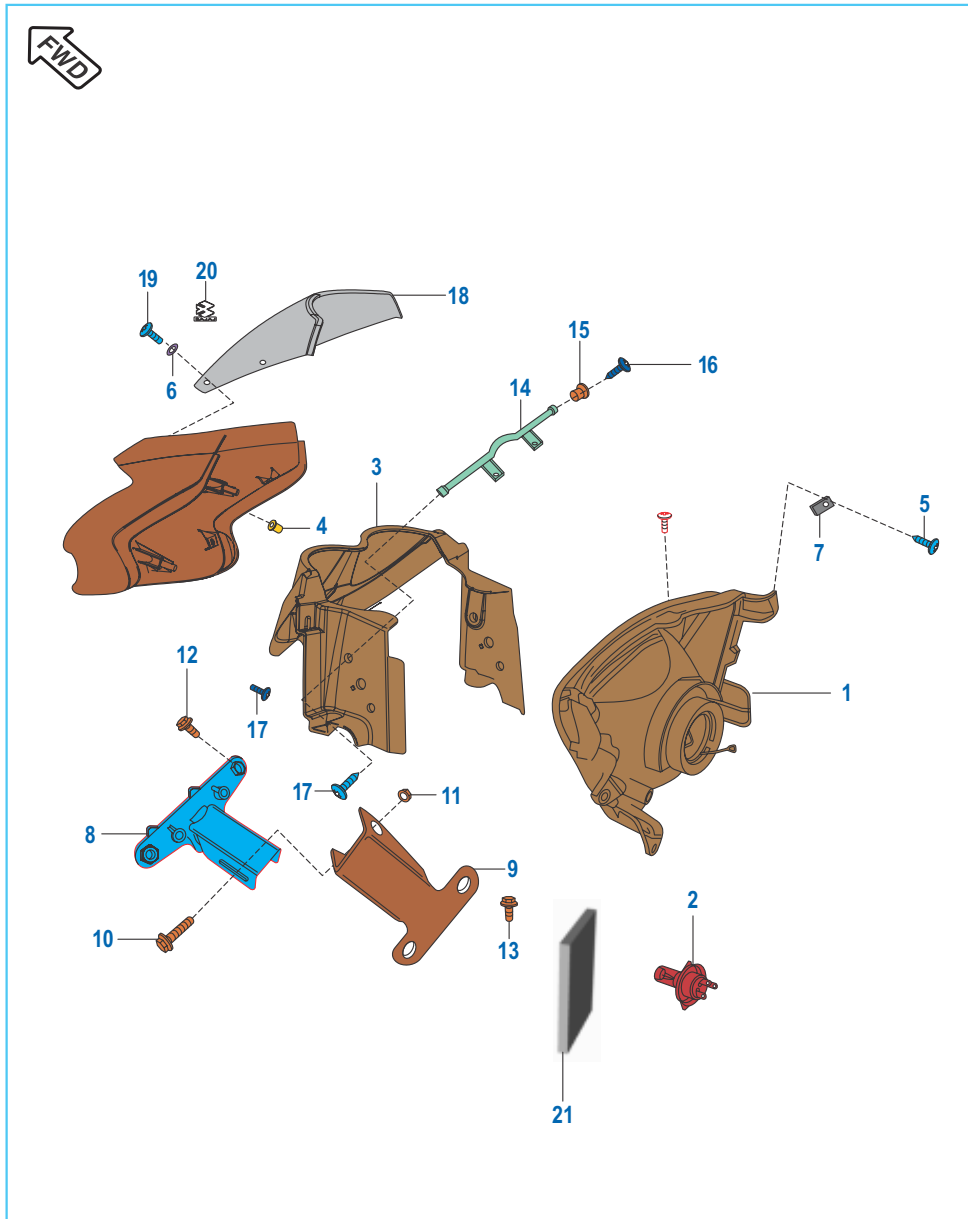
No.	Part No.	Description	CT 100	CT 100B	CT 100ES	Remarks
1	DU 1910 41	Cable Brake (FR)	1	-	-	
	DU 1910 46	Cable Brake (FR)	1	1	-	Ser Bull.2015-33
	DU 1910 60	Cable Brake	1	1	1	BS IV
	PF 1612 34	Cable brake front	--	--	1	For CBS Model
2	30 19 1070	Spring	1	1	1	
3	30 19 1069	Dust Seal	1	1	1	
4	30 19 1071	Rod End	1	1	1	
5	30 19 1072	Adjusting Nut	1	1	1	
6	DM 1910 17	Cable Clutch	1	-	-	
	DU 1910 47	Cable Clutch	1	1	-	Ser Bull.2015-33
	DU 1910 59	Cable Clutch	1	1	-	BS IV
	DM 1910 25	Cable Clutch	--	--	1	
7	DZ 1910 14	Cable Speedometer	1	1	1	
	PA 1612 17	Cable speedometer	--	--	1	For CBS Model
8	30 1910 67	Oil Seal	1	1	1	
9	DZ 1910 19	Inner Cable Speedo	1	1	1	
10	DM 1910 05	Cable Throttle	1	-	-	
	DU 1910 48	Cable Throttle	-	1	-	
	DU 1910 58	Cable Throttle	1	1	1	BS IV
11	DM 1910 02	Cable Starter	1	1	--	

Chain Case



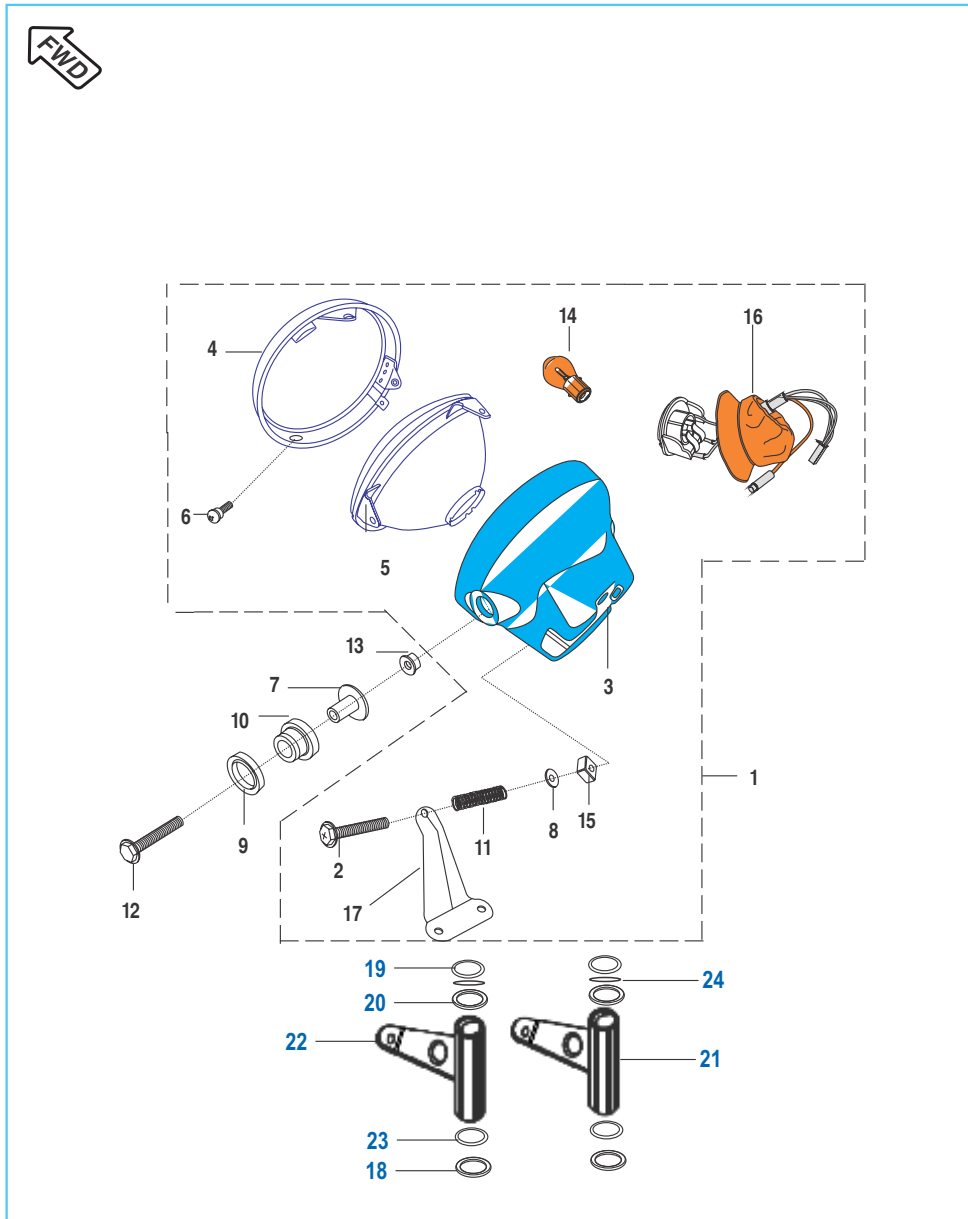
No.	Part No.	Description	CT 100	CT 100B	CT 100ES	Remarks
1	36 DU40 04	Case Chain Kit	1	1	1	
2	30 1612 71	Rubber Pad	1	1	1	
3	DF 1614 15	Trim case chain	1	1	1	
4	DF 1614 16	Rubber Cap	1	1	1	
5	39 2475 04	Hex Head Bolt With Flanged	2	2	--	
6	39 2473 04	Bolt Hexagonal Flanged	2	2	--	
	DH 1612 83	Bolt Flanged	--	--	4	
7	39 1211 11	Washer Plain	2	2	2	

Head Lamp & Fairing



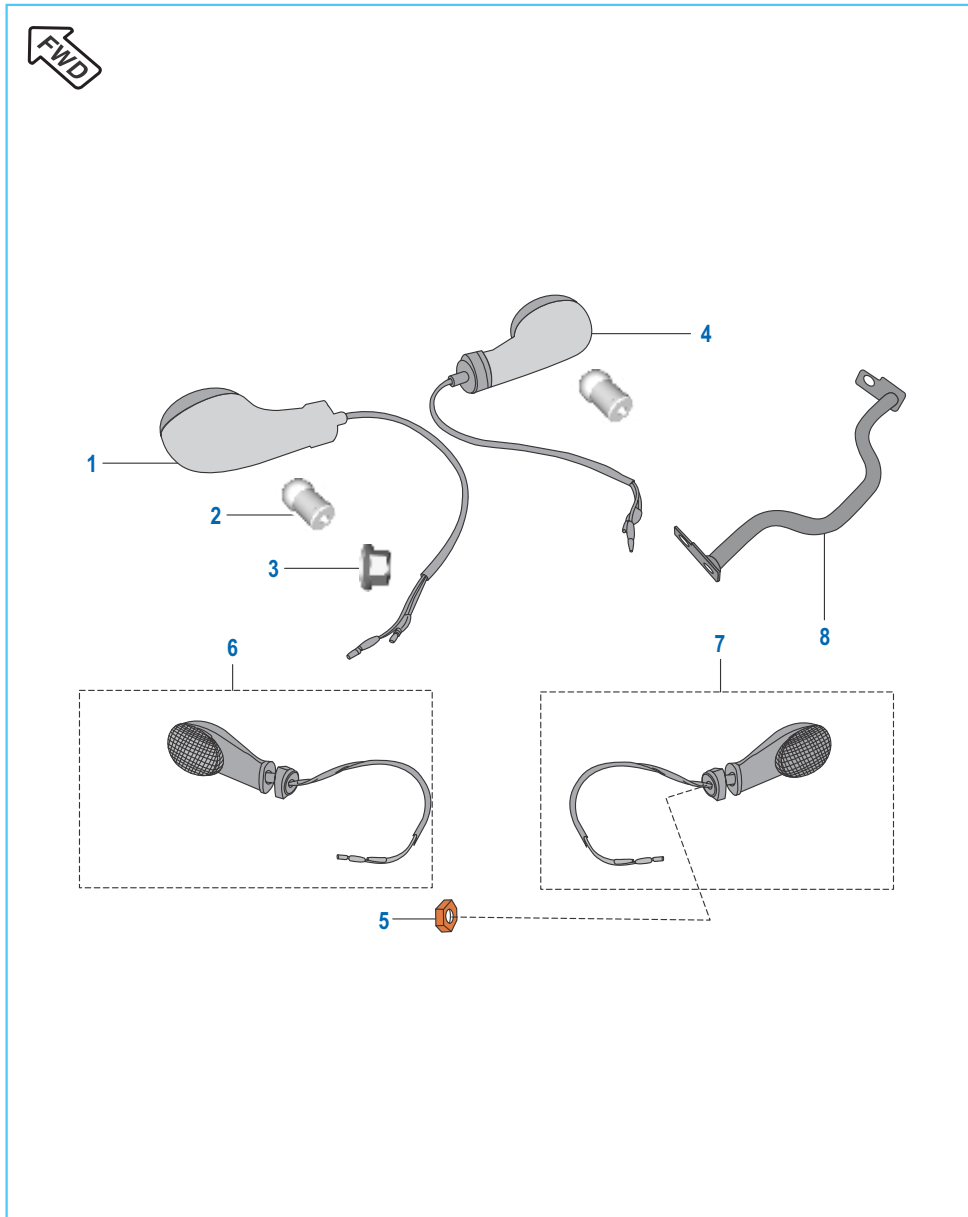
No.	Part No.	Description	CT 100	CT 100B	CT 100ES	Remarks
1	DU 2011 08	Head Light Assy Without Bulb	1	-	1	Clamp Design
	DU 2011 01	Head Light Assy With Bulb	1	-	1	
2	CL 2010 23	Lamp 12V-35/35W	1	-	1	
3	DU 1810 70	Flap Cowling	1	-	1	
4	DL 1810 10	Nut Well	4	-	4	
5	DF 1810 98	Screw SS	5	-	5	
6	39 2141 24	Washer (Non metallic)	9	-	9	
7	35 1610 60	Clip Nut	5	-	5	
8	DD 1811 83	Bracket Cowling Lower	1	-	1	For CBS Model
	DU 1613 77	Bracket Cowling Lower	1	-	1	
9	DD 1811 84	Bracket Fork Lower	1	-	1	
10	39 1961 04	Bolt Flanged Small	1	-	1	
11	39 0817 15	Hex. Nut / Flange	1	-	1	
12	39 0745 01	Screw Pan Cross	2	-	2	
	KB BA06 16	Screw pan cross	-	-	2	
13	39 2473 04	Hex. Bolt / Flange	2	-	2	
14	DU 1810 47	Bracket Cowling Upper	1	-	1	
15	DD 1811 86	Collar	2	-	2	
16	39 2585 01	Screw	2	-	2	
	JW 1710 16	Round head screw	--	--	2	For CBS Model
17	39 0813 02	Cross Rec. Pan Hd. Tp Screw	4	-	4	
18	DU 1810 31	Wind Shield/Label	1	-	1	
19	DF 1810 98	Screw SS	4	-	4	
20	DD 1812 52	Label "BAJAJ"	1	-	1	
21	JN 1810 31	Foam fairing	-	-	2	

Round Head Lamp



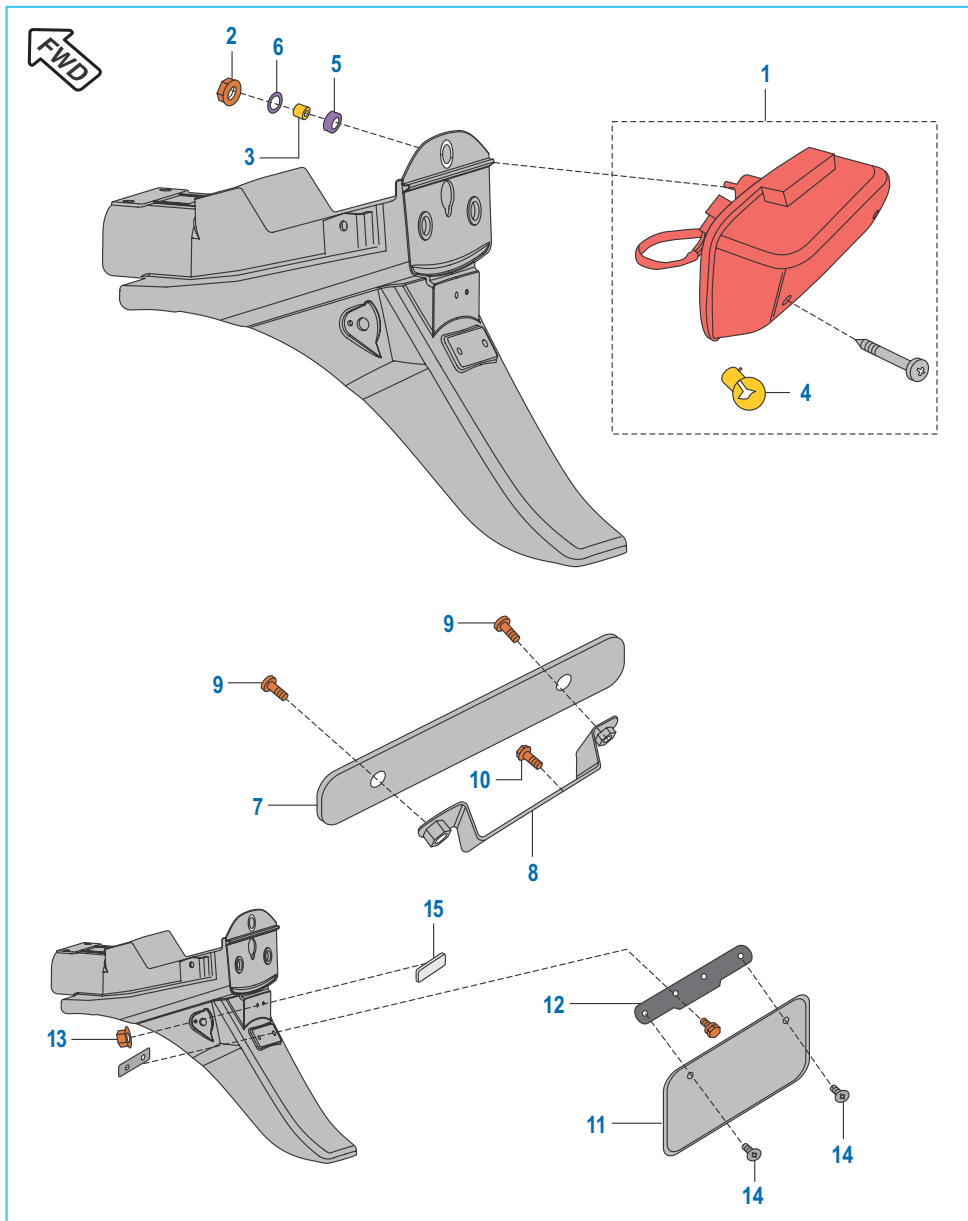
No.	Part No.	Description	CT 100	CT 100B	CT 100ES	Remarks
1	DM 2010 22	Head light assly with lamp	--	1	--	
	PF 4010 00	Head light assly with lamp	--	1	--	BS IV
2	DD 2010 45	Screw	--	1	--	
3	DU 2010 57	Head Light Housing	--	1	--	
	YD M110 01	Head Light Housing-RINDER	--	1	--	BS IV
	YD M110 05	Head Light Housing-Lumax	--	1	--	BS IV
4	DJ 2010 46	Head Light Rim	--	1	--	
5	DJ 2010 51	Reflector with Lens	--	1	--	
6	DU 2010 29	Special Screw	--	2	--	
7	DU 2010 60	Collar	--	2	--	
8	DD 2010 47	Washer	--	1	--	
9	DD 2010 10	Damper	--	2	--	
10	DD 2010 09	Damper	--	2	--	
11	DD 2010 46	Spring for Adjustment	--	1	--	
12	39 1683 04	Flange Bolt	--	2	--	
13	39 1970 15	Flange Nut	--	2	--	
14	25 2010 09	Lamp 12 V 35/35 W	--	1	--	
	CL 2010 23	Lamp 12 V 35/35 W	--	1	--	BS IV
15	DD 2010 48	Nut (Nylon)	--	1	--	
16	DF 2010 58	Lamp Holder (Socket) Assly.	--	1	--	
17	DD 2010 17	Bracket Head Lamp	--	1	--	
18	30 1810 45	Cushion Rubber	--	2	--	
19	DF 1810 88	Damper Fork Cover	--	2	--	
20	DD 1810 91	Cover Trail	--	2	--	
21	DM 1810 38	Cover Fork LH	--	1	--	
	PF 1210 02	Lamp Shade LH	--	1	--	BS IV
22	DM 1810 39	Cover Fork RH	--	1	--	
	PF 1210 03	Lamp Shade RH	--	1	--	BS IV
23	DD 1810 90	Cover Trail B	--	2	--	
24	30 1810 29	O Ring	--	2	2	

Indicator Light Assembly



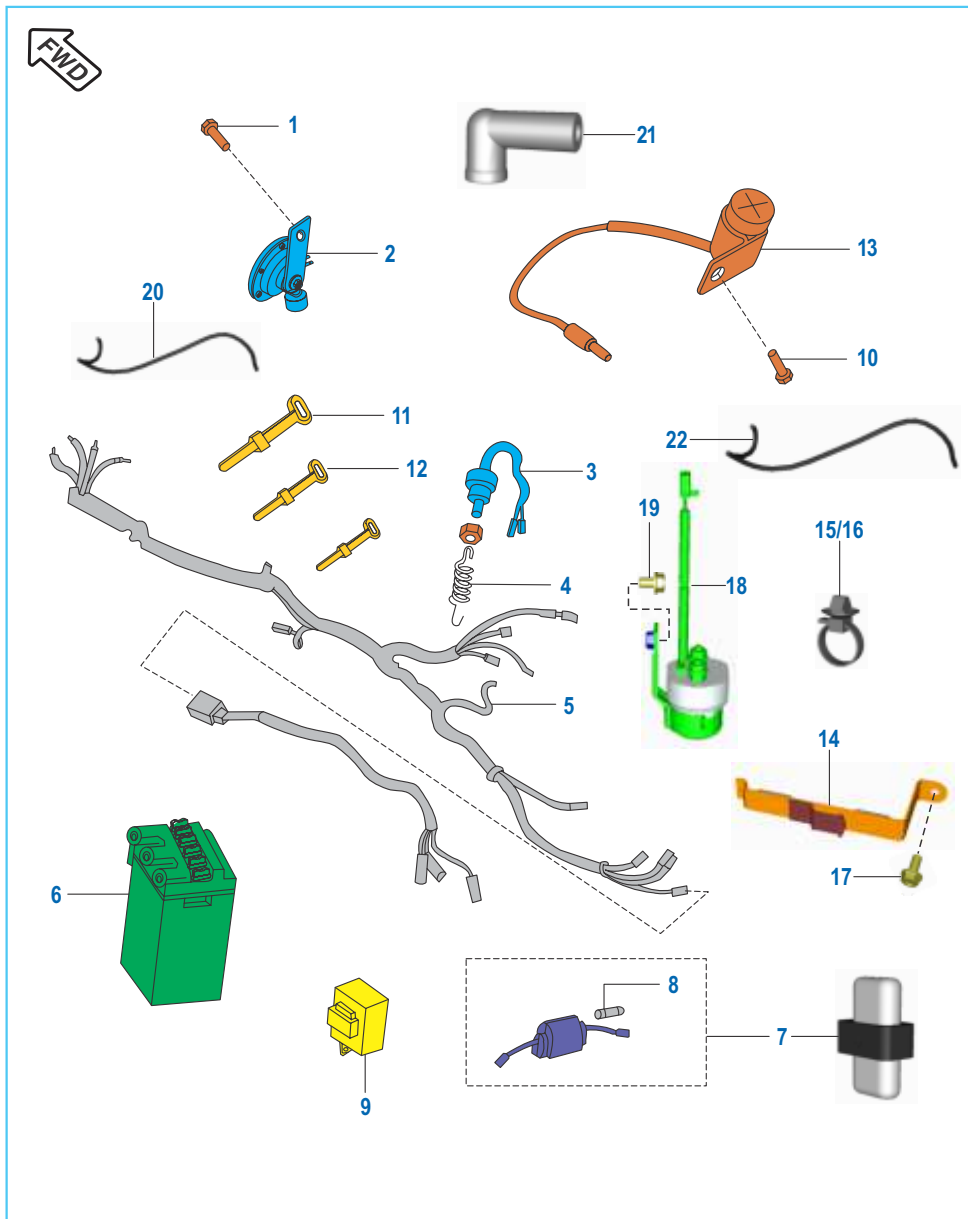
No.	Part No.	Description	CT 100	CT 100B	CT 100ES	Remarks
1	DZ 2010 25	Light Assy Dir Indi Front LH	1	1	--	
	DU 2011 23	Indicator Front LH	--	--	1	
2	06 2010 83	Lamp 12V-10W	4	4	4	Front Indicator
	39 1225 15	Nut-Hex-Flanged	2	2	2	
	LC L000 01	Nut hex flange - M10	--	--	2	For CBS Model
	4	DZ 2010 26	Light Assy Dir Indi Front RH	1	1	--
	DU 2011 24	Indicator Front RH	--	--	1	
5	KC GA10 10	Nut - Hex Flanged	2	--	2	Rear Indicator
	39 1225 15	Nut - Hex Flanged	--	2	--	
6	DZ 2010 26	Light Assy Dir Indi Front RH	1	1	--	BS IV
	DM 2010 39	RR LH Blinker	--	1	--	
	DU 2011 25	Indicator Rear LH	--	--	1	
7	DZ 2010 25	Light Assy Dir Indi Front LH	1	1	--	BS IV
	DM 2010 40	RR RH Blinker	--	1	--	
	DU 2011 26	Indicator Rear RH	--	--	1	
8	DD 1811 92	Bracket Signal Mounting Front	1	--	1	

Tail Lamp Assly / Number Plate



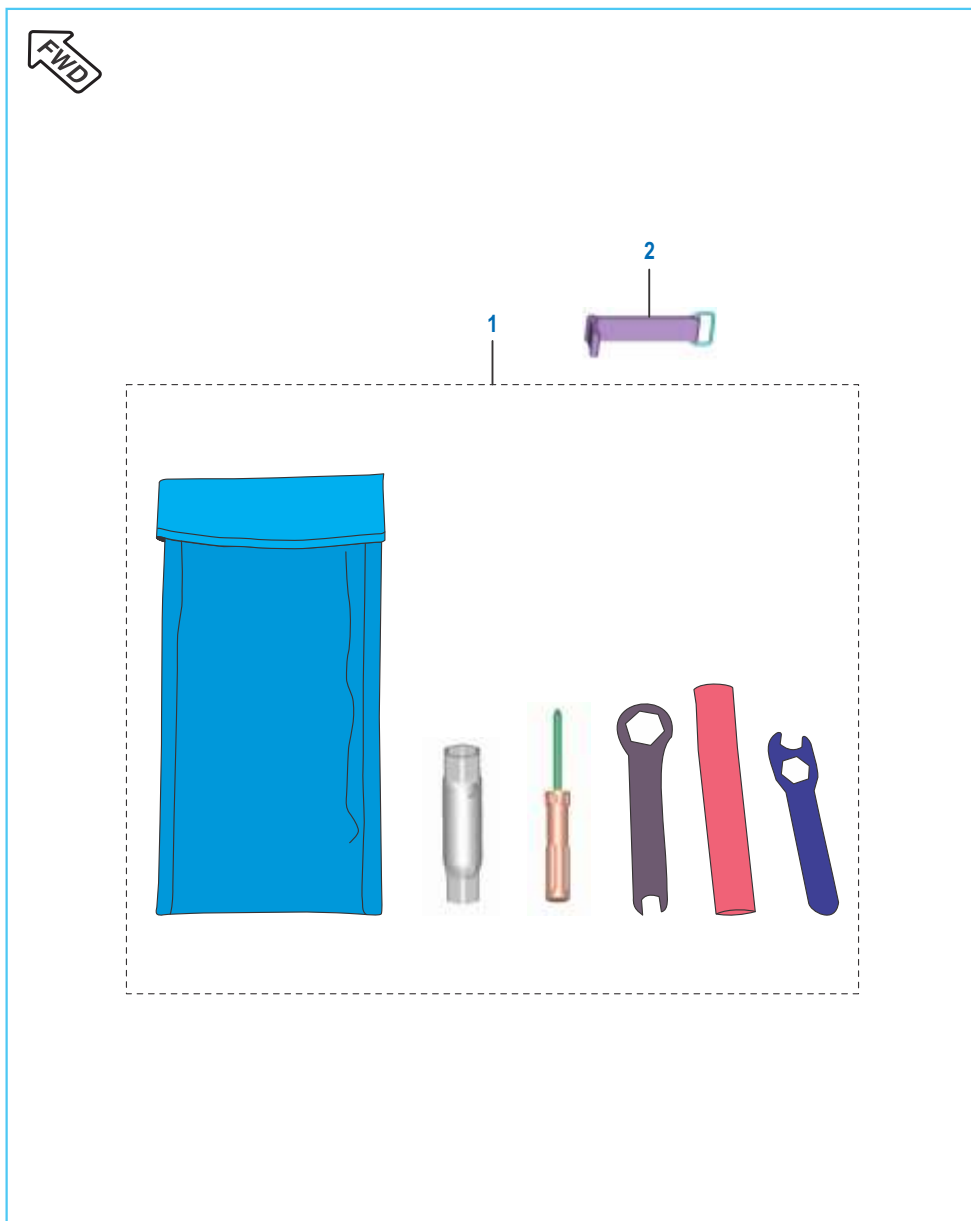
No.	Part No.	Description	CT 100	CT 100B	CT 100ES	Remarks
1	DU 2010 23	Tail Light Assly. with Bulb	1	-	1	
	DF 2011 38	Tail Light Assly. with Bulb	--	1	-	
2	39 0817 15	Hex Nut / Flange	3	3	3	
3	31 2010 01	Collar	3	3	3	
4	20 2010 29	Lamp 12 V, 10/5W	1	-	-	
	31 2010 28	Lamp 12 V, 10/5W	--	1	1	
5	DD 2010 11	Damper	3	3	3	
6	39 0211 11	Plain Washer	3	3	3	
7	DP 1611 44	Front Number plate	1	1	1	
8	DD 1811 87	Bracket Front No. Plate	1	-	1	
	DF 1810 97	Bracket Front No. Plate	--	1	-	
	DU 1811 57	Bracket Front No. Plate HSRP	-	-	1	
9	39 1783 01	Truss Screw	2	2	2	
10	KA DA06 12	Flanged bolt	2	2	2	
	KA Ca06 14	Flanged bolt HSRP	2	2	2	
11	DP 1611 45	Number plate Rear	1	1	1	
12	DZ 1612 65	Bracket No. Plate	1	1	1	
	DF 1612 48	Bracket No. Plate	--	1	-	BS IV
	DU 1613 84	Bracket No. Plate - HSRP	-	-	1	
13	KC GA05 05	Nut Hex Flanged	1	1	1	
14	39 2765 01	Truss Screw	2	2	2	
15	DD 2010 02	Reflector Reflex	1	-	1	

Electrical Equipments



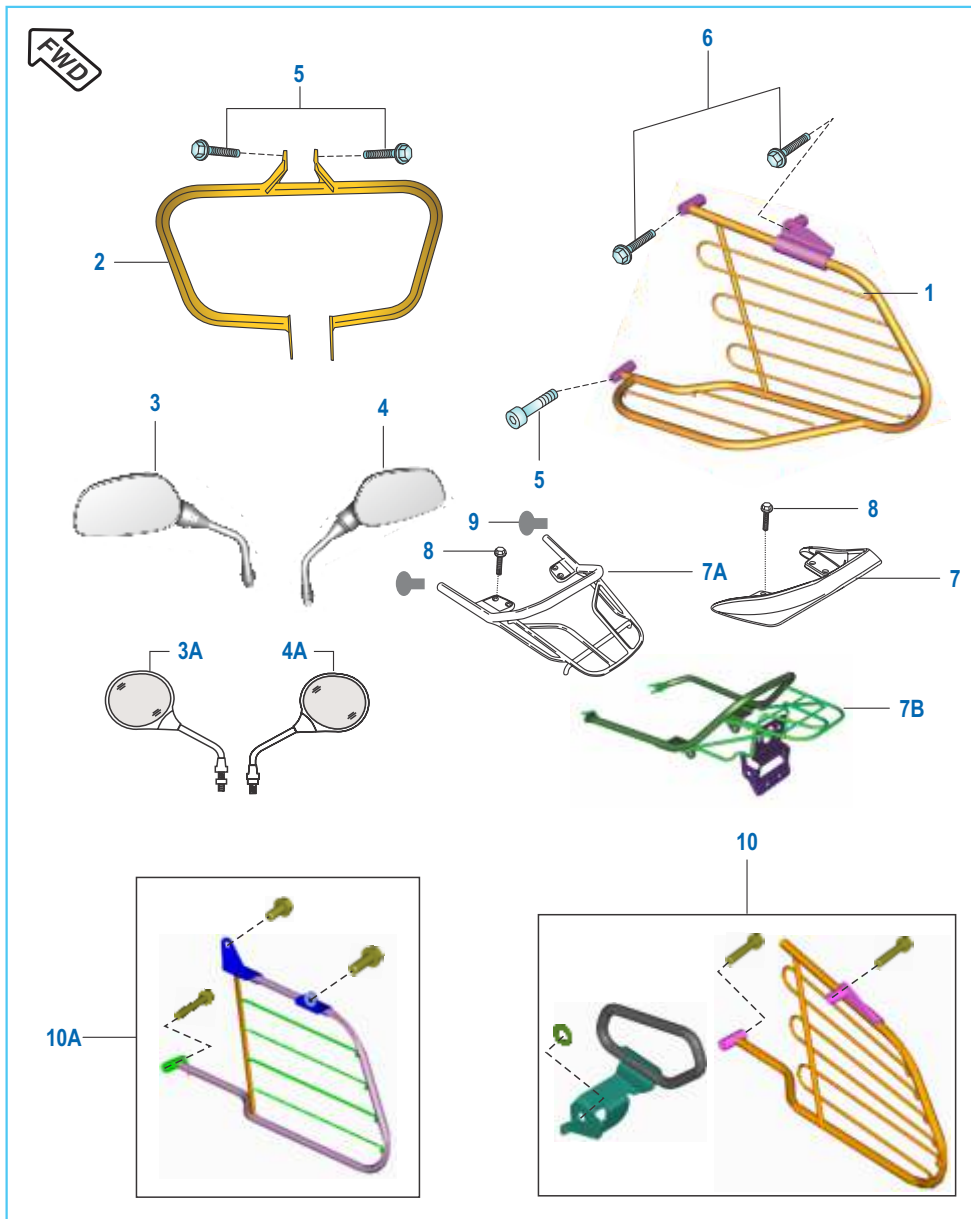
No.	Part No.	Description	CT 100	CT 100B	CT 100ES	Remarks
1	KA DD08 14	Flanged Bolt	1	1	1	
2	DZ 2010 38	Horn	1	1	1	
3	31 2010 79	Switch Rear Brake	1	1	1	
4	30 2010 74	Spring Brake Switch	1	1	-	
	DY 4014 00	Spring rear brake switch	-	-	1	
5	DU 2011 04	Wiring Harness	1	-	-	
	DM 2010 37	Wiring Harness	--	1	-	
	DU 2011 18	Wiring Harness	1	--	-	BS IV
	DM 2010 43	Wiring Harness	--	1	-	BS IV
	DU 2011 19	Harness Wiring	-	-	1	
	DU 2011 37	Harness wiring	--	--	1	For CBS Model
6	31 2010 27	Battery	1	1	-	
	PA 4018 10	Battery 3Ah VRLA	-	-	1	
7	DF 2011 29	Fuse - Assly.	1	1	--	
	DJ 2012 19	Assembly Fuse Box	-	-	1	
8	30 2010 85	Fuse, 15A	1	1	--	
	GF 2010 53	Fuse 10A	-	--	1	
9	DS 2010 25	Assembly DC Flasher	1	1	1	
10	39 2473 04	Hex Head Bolt / Flange	1	1	1	
11	31 2010 09	Band	1	1	1	
12	30 2010 64	Band	4	4	-	
	JD 4022 17	Band	-	-	2	
13	DU 2010 63	Capacitor	1	1	--	
14	DY 4018 00	Clamp Battery	-	-	1	
15	60 1114 20	Cable Tie Lock	-	-	2	
16	JZ 4022 18	Cable Tie (White Color L200)	-	-	2	
17	KA DF06 14	Bolt Flanged	-	-	1	
18	DK 2010 78	Starter Relay	-	-	1	
19	KA DF06 10	Bolt Flanged	-	-	1	
20	JV 4022 04	Cable assly. Starter relay to motor	-	-	1	
21	JZ 4022 16	Cap (Starter Motor)	-	-	1	
22	DY 4022 02	Cable earth	-	-	1	

Tool Kit




No.	Part No.	Description	CT 100	CT 100B	CT 100ES	Remarks
1	PA 2310 02	Tool Kit	1	-	1	
	DM 2210 13	Tool Kit	--	1	-	
2	DM 2210 01	Band For Tool Kit	1	1	1	

Accessories / Grab Handle




No.	Part No.	Description	CT 100	CT 100B	CT 100ES	Remarks
1	DU 2210 02	Sari Guard	1	-	-	
	DM 2210 17	Sari Guard	--	1	-	
	DU 2210 15	Guard Sari	-	-	1	
2	DZ 2210 03	Leg Guard	1	-	-	
	DZ 2210 11	Leg Guard	--	1	1	
3	DJ 2210 03	Mirror LH	1	-	1	
3A	DF 2210 37	Mirror LH	--	1	-	
	JZ 2316 00	Mirror Assembly LH	-	-	1	
4	DJ 2210 04	Mirror RH	1	-	1	
4A	DF 2210 07	Mirror RH	--	1	-	
	JZ 2316 01	Mirror Assembly RH	-	-	1	
5	39 1814 04	Bolt - Flanged	1	1	1	
	LA D001 43	Bolt flanged - M10	--	--	1	For CBS Model
6	39 1608 04	Bolt- Hex. Socket Head M 10x1.5	2	2	2	
7	DU 2210 01	Grip Frame Die Cast	1	--	1	Alloy Wheels
7A	DU 2210 04	Grip Frame Tubular	1	--	--	Spoke Wheels
	DU 2210 17	Grip Frame Tubular - Black	1	--	--	Spoke Wheels
7B	DM 2210 19	Grip Frame	--	1	-	
8	39 1940 04	Bolt Flanged	4	4	4	
9	DU 2210 05	Plug	2	2	2	Spoke Wheels
10	36 DU41 03	Kit Saree Guard + Grab + Fitting	1	--	1	Refer kit list
10A	36 DU41 04	Kit Saree Guard + Grab + Fitting	--	1	--	Refer kit list

Painted Parts and Decals (CT 100)



No.	Part No.	Description	CT 100	CT 100B	Remarks
1	52 DU06 34	Fuel Tank Black Red With Dcl	1	--	BS IV BS IV BS IV BS IV
	52 DU06 35	Fuel Tank Flame Red With Dcl	1	--	
	52 DU06 36	Fuel Tank E.Blue With Dcl	1	--	
	52 DU06 37	Fuel Tank Black Blue With Dcl	1	--	
	52 DU07 81	Fuel Tank Black Red With Dcl	1	--	
	52 DU07 82	Fuel Tank Black Blue With Dcl	1	--	
	52 DU08 28	Fuel Tank Flame Red With Dcl	1	--	
	52 DU07 84	Fuel Tank E.Blue With Dcl	1	--	
2	52 DU02 89	Front Fender Black	1	--	Common for Red & Blue dcl vehicles
	52 DU02 90	Front Fender Flame Red	1	--	
	DU 7307 3E	Front Fender EI Blue	1	--	
3	52 DU05 75	Fairing Black With Red Dcl	1	--	
	52 DU05 76	Fairing Flame Red With Decal	1	--	
	52 DU05 77	Fairing EI Blue Wh Decal	1	--	
	52 DU05 78	Fairing Black With Blue Dcl	1	--	
4	52 DU06 22	Seat Cowl Black With Red Dcl	1	--	
	52 DU06 23	Seat Cowl Flame Red With Dcl	1	--	
	52 DU06 24	Seat Cowl E Blue With Dcl	1	--	
	52 DU06 25	Seat Cowl Black With Blue Dcl	1	--	
5	52 DU06 26	Side Cover LH Black with Red Dcl	1	--	
	52 DU06 27	Side Cover LH Flame Red Dcl	1	--	
	52 DU06 28	Side Cover LH Ele Blue With Dcl	1	--	
	52 DU06 29	Side Cover LH Black with Blue Dcl	1	--	
6	52 DU06 30	Side Cover RH Black with Red Dcl	1	--	
	52 DU06 31	Side Cover LH Flame Red Dcl	1	--	
	52 DU06 32	Side Cover LH Ele Blue with Dcl	1	--	
	52 DU06 33	Side Cover LH Black with Blue Dcl	1	--	

Painted Parts and Decals (CT 100)



No.	Part No.	Description	CT 100	CT 100B	Remarks
7	36 DU40 33	Kit Fairing Dcl Black With Red	1	--	
	36 DU40 34	Kit Fairing Dcl Flame Red	1	--	
	36 DU40 36	Kit Fairing Dcl Electron Blue	1	--	
	36 DU40 37	Kit Fairing Dcl Black With Blue	1	--	
8	36 DU40 38	Kit Tank Decal Black - Red	1	--	
	36 DU40 39	Kit Tank Decal Flame Red	1	--	
	36 DU40 40	Kit Tank Decal Electron Blue	1	--	
	36 DU40 41	Kit Tank Dcl Black With Blue	1	--	
9	36 DU40 42	Kit S Cover Decal Black - Red	1	--	
	36 DU40 43	Kit S Cover Decal Flame Red	1	--	
	36 DU40 44	Kit S Cover Decal Electron Blue	1	--	
	36 DU40 45	Kit S Cover Dcl Black With Blue	1	--	
10	36 DU40 46	Kit Seat Cowl Decal Black - Red	1	--	
	36 DU40 47	Kit Seat Cowl Decal Flame Red	1	--	
	36 DU40 48	Kit Seat Cowl Decal Electron Blue	1	--	
	36 DU40 49	Kit Seat Cowl Dcl Black With Blue	1	--	

Painted Parts and Decals (CT 100B)



No.	Part No.	Description	CT 100	CT 100B	Remarks
1	52 DM03 26	Tank Eny Blk Wh Blue Dcl	--	1	
	52 DM03 27	Tank Eny Blk Red Wh Red Dcl	--	1	
	52 DM03 30	Tank Flame Red Wh Red Dcl	--	1	
	52 DM03 33	Tank El. Blue Wh Blue Dcl	--	1	
	52 DM03 88	Tank Eny Blk Wh Blue Dcl	--	1	BS IV
	52 DM03 87	Tank Eny Blk Red Wh Red Dcl	--	1	BS IV
	52 DM03 89	Tank Flame Red Wh Red Dcl	--	1	BS IV
	52 DM03 90	Tank El. Blue Wh Blue Dcl	--	1	BS IV
2	52 DU02 89	Front Fender Blue	--	1	
	52 DU02 90	Front Fender Flame Red	--	1	
	52 DU02 89	Front Fender Red	--	1	
	DU 7307 3E	Front Fender El Blue	--	1	
3	52 DM03 23	Side Cvr Lh Eny Blk Wh Red Dcl	--	1	
	52 DM03 28	Side Cvr Lh FI Red Wh Red Dcl	--	1	
	52 DM03 31	Side Cvr Lh El. Blue Wh Blue Dcl	--	1	
	52 DM03 22	Side Cvr Lh Eby Blk Wh Ble Dcl	--	1	
4	52 DM03 25	Side Cvr Rh Ebny Blk Wh Rd Dcl	--	1	
	52 DM03 29	Side Cvr Rh FI Red Wh Red Dcl	--	1	
	52 DM03 32	Side Cvr Rh El. Blue Wh Blue Dcl	--	1	
	52 DM03 24	Side Cvr Rh Eny Blk Wh Blu Dcl	--	1	
5	36 DU40 38	Kit Tank Decal Black - Red	1	1	
	36 DU40 39	Kit Tank Decal Flame Red	1	1	
	36 DU40 40	Kit Tank Decal Electron Blue	1	1	
	36 DU40 41	Kit Tank Dcl Black With Blue	1	1	
6	36 DU40 61	Kit Dcl S Cvr BI Red	--	1	
	36 DU40 62	Kit Dcl S Cvr FI Red	--	1	
	36 DU40 63	Kit Dcl S Cvr El Blue	--	1	
	36 DU40 64	Kit Dcl S Cvr BI Blue	--	1	

Painted Parts and Decals (CT 100ES)



No.	Part No.	Description	CT 100ES	Remarks
1	52DU0922	Fuel Tank Black Red With Decal	1	
	52DU0923	Fuel Tank Black Blue With Decal	1	
	52DU0924	Fuel Tank Flame Red With Decal	1	
2	52DU0289	Front Fender Blue	1	
	52DU0290	Front Fender Flame Red	1	
	52DU0289	Front Fender Red	1	
3	52DU0934	Cowling Ebony Black With BI Decal	1	
	52DU0929	Cowling Ebony Black With Red Decal	1	
	52DU0939	Cowling Flame Red With Decal	1	
4	52DU0931	Seat Cowl Ebony Black Wh BI Decal	1	
	52DU0926	Seat Cowl Ebony Black Wh Red Decal	1	
	52DU0936	Seat Cowl Flame Red With Decal	1	
5	52DU0932	Side Cover LH Ebony Blk Wh BI Decal	1	
	52DU0927	Side Cover LH Ebony Blk Wh Red Decal	1	
	52DU0937	Side Cover LH Flame Red Wh Decal	1	
6	52DU0933	Side Cover RH Ebony Blk Wh BI Decal	1	
	52DU0928	Side Cover RH Ebony Blk Wh Red Decal	1	
	52DU0938	Side Cover RH Flame Red Wh Decal	1	
7	DU161286	Decal Side Cover LH Black Red	1	
	DU161288	Decal Side Cover LH Flame Red	1	
	DU161292	Decal Side Cover LH Black Blue	1	
8	DU161287	Decal Side Cover RH Black Red	1	
	DU161289	Decal Side Cover RH Flame Red	1	
	DU161293	Decal Side Cover RH Black Blue	1	

Painted Parts and Decals (CT 100ES)



No.	Part No.	Description	CT 100ES	Remarks
9	36DU4086	Kit Decal Fairing BI - Red	1	
	36DU4089	Kit Decal Fairing FI Red	1	
	36DU4095	Kit Decal Fairing BI Blue	1	
10	36DU4087	Kit Decal Tank BI-Red	1	
	36DU4090	Kit Decal Tank FI Red	1	
	36DU4096	Kit Decal Tank BI Blue	1	
11	36DU4088	Kit Decal Seat Cowl BI-Red	1	
	36DU4091	Kit Decal Seat Cowl FI Red	1	
	36DU4097	Kit Decal Seat Cowl BI Blue	1	

Consumable Parts

<p>1</p> 	<p>2</p> 	<p>3</p> 
<p>4</p> 	<p>5</p> 	<p>6</p> 
<p>7</p> 	<p>8</p> 	<p>9</p> 
<p>10</p> 	<p>11</p> 	<p>12</p> 

No.	Part No.	Description	Supply Unit	Application
1	36 0010 61 83 0204 11 83 0203 34	Bajaj Genuine Oil 10W50 Bajaj Genuine Oil 10W30* Bajaj Genuine Oil 20W50* (BGO to be ordered to HPCL)	1.5 Ltr. 1 Ltr. 1 Ltr.	Dominar 400 100cc Models 125cc and above models
2	36 0010 58	Bajaj Coolant Koolex*	1 Ltr.	Coolant Top-up/Replace
3	36 DH40 61	Brake Fluid DOT4	100 ml	Disc Brake Top-up/Replace
4	36 DH40 52	Silicon grease	3 gm	Caliper Pin
5	83 0204 73 36 DK00 45	Grease Petamo GHY 441 Grease Molycoat	3 gm 200 gm	Water Pump Seals For Starter Clutch Lubrication
6	36 0010 52 36 JL01 81	HP Lithon RR Grease Limaplex HTX 3 Grease	10 gm 10 gm	Steering Race Steering Race
7	83 0201 73	Multi Purpose Grease* (Local Purchase)	--	Lubrication of Clutch Lever, Brake Lever, Brake Pedal & Side Stand
8	36 0010 55	Chain Lubricant HP Make	1 kg	Non - Sealed Chain Lubrication
9	36 0010 62	Liquid gasket L5910	50 ml	Crankcase Joining
10	36 3140 04 36 JG00 87	Fork oil Fork oil 480 ml (Dominar UG)	160 ml 480 ml	Front Fork Top-up/Replace\ Front Fork Top-up/Replace\ Sealed Drive Chain
11	36 DH40 29	Kit Spray Chain Lub	100 ml	Sealed Drive Chain
12	36 DH40 71	Wonderfill Chain Spray	100 ml	Sealed Drive Chain

* Marked items to be arrange from vendor or local market. Not applicable against chassis number.

Consumable Parts

<p>13</p> 	<p>14</p> 	<p>15</p> 
<p>16</p> 	<p>17</p> 	<p>18</p> 
<p>19</p> 	<p>20</p> 	<p>21</p> 
<p>22</p> 	<p>23</p> 	<p>24</p> 

No.	Part No.	Description	Supply Unit	Application
13	36 DH40 72	Rust Remover Spray Make - Zorric 88 & Wonder fill easiner	100 ml	For Removing Rust from Components
14	76 0109 36	Loctite Thread locker 243*	50 ml	For Screws & Bolts
15	76 0109 37	Loctite retaining compound 638*	50 ml	For Screws & Bolts
16	37 0043 52	Touch up paint slate grey*	440 ml	Touch up of Frame, Swing Arm & Step Holder
17	37 0043 53	Touch up paint Matte Silk black*	440 ml	Touch up of Grab Handle, Handle Bar & Handle Holder
18	36 0010 60	Kibatsu touch up paint*	400 cc	Touch up of Cylinder head, Block & Alloy Wheels
19	37 2240 18	Paint Bottle Schwartz Black*	--	P-200NS Frame Touch-up
20	75 6802 36 NA	Petroleum Jelly (Local Purchase) Distilled Water (Local Purchase)	-- 1 Ltr.	For Battery Terminals For Battery Level Top-up
21	NA	SAE 90 oil (Local Purchase)	-	
22	62 3050 84	WD40 Spray (Local Purchase)	400 ml	Electrical Contact Cleaning Spray
23	36 0010 56	Carburetor Cleaning Spray*		For Cleaning Carburetor
24	37 2540 39	Corrosion Protection Spray* Proto quick LTP902 (To be ordered on Vendor)	--	For Preventing vehicle parts from rusting

* Marked items to be arrange from vendor or local market. Not applicable against chassis number.

Kit List



Sr No	Kit Part No.	Kit Description	Consisting of Following Parts		
			Part No.	Description	Qty/Kit
1.	36DU4033	DCL Cowling BI-Red	DU181089	Cowling Decal-LH Black Red	1
			DU181090	Cowling Decal-RH Black Red	1
2.	36DU4034	DCL Cowling FI-Red	DU181091	Cowling Decal-LH Flame Red	1
			DU181092	Cowling Decal RH Flame Red	1
3.	36DU4036	DCL Cowling EI-Blue	DU181093	Cowling Decal-LH Electric Blue	1
			DU181094	Cowling Decal-RH Electric Blue	1
4.	36DU4037	DCL Cowling BI-Blue	DU181096	Cowling Decal LH Black Blue	1
			DU181097	Cowling Decal RH Black Blue	1
5.	36DU4038	DCL Tank BI-Red	DU141248	Tank Decal Upper LH Black Red	1
			DU141249	Tank Decal Upper RH Black Red	1
			DU141234	Tank Decal Lower LH Black Red	1
			DU141235	Tank Decal Lower RH Black Red	1
6.	36DU4039	DCL Tank FI-Red	DU141250	Tank Decal Upper LH Flame Red	1
			DU141251	Tank Decal Upper RH Flame Red	1
			DU141238	Tank Decal Lower LH Flame Red	1
			DU141239	Tank Decal Lower RH Flame Red	1
7.	36DU4040	DCL Tank EI-Blue	DU141252	Tank Decal Upper LH Electric Blue	1
			DU141253	Tank Decal Upper RH Electric Blue	1
			DU141242	Tank Decal Lower LH Electric Blue	1
			DU141243	Tank Decal Lower RH Electric Blue	1
8.	36DU4041	DCL Tank BI-Blue	DU141254	Tank Decal Upper LH Black Blue	1
			DU141255	Tank Decal Upper RH Black Blue	1
			DU141246	Tank Decal Lower LH Black Blue	1
			DU141247	Tank Decal Lower RH Black Blue	1
9.	36DU4042	DCL S Cover-BI Red	DU161239	Cover Side Decal LH Black Red	1
			DU161240	Cover Side Decal RH Black Red	1
10.	36DU4043	DCL S Cover-FI Red	DU161241	Cover Side Decal LH Flame Red	1
			DU161242	Cover Side Decal RH Flame Red	1

Kit List



Sr No	Kit Part No.	Kit Description	Consisting of Following Parts		
			Part No.	Description	Qty/Kit
11.	36DU4044	DCL S Cover-EI Blue	DU161243	Cover Side Decal LH Electric Blue	1
			DU161244	Cover Side Decal RH Electric Blue	1
12.	36DU4045	DCL S Cover-BI Blue	DU161245	Cover Side Decal LH Black Blue	1
			DU161246	Cover Side Decal RH Black Blue	1
13.	36DU4046	DCL Seat Cowl-BI Red	DU161247	Cover Seat Decal LH Black Red	1
			DU161248	Cover Seat Decal RH Black Red	1
14.	36DU4047	DCL Seat Cowl-FI Red	DU161249	Cover Seat Decal LH Flame Red	1
			DU161250	Cover Seat Decal RH Flame Red	1
15.	36DU4048	DCL Seat Cowl EI Blue	DU161251	Cover Seat Decal LH EI Blue	1
			DU161252	Cover Seat Decal RH EI Blue	1
16.	36DU4049	DCL Seat Cowl-BI Blue	DU161253	Cover Seat Decal LH Black Blue	1
			DU161254	Cover Seat Decal RH Black Blue	1
18.	36DU4051	Valve Repair	DD101440	Spring - Stiffer	2
			31101018	Retainer Valve Spring	2
			31101019	Collet	4
			31101045	Seat - Spring	2
19.	36DF1701	Kit Bush Shocker	39255601	Screw Pan Cross - M6	2
			30171030	Bush - Rubber	4
			30171031	Bush - Inner	4
20.	52DF0021	SF for Chain Adjuster RH	15151062	Adjuster - Chain :- Left Hand	1
			39029215	Nut - Hexagon :- M6 X 1	2
			39071111	Washer - Plain	1
21.	52DF0020	SF for Chain Adjuster Sub-Assly(Lh)	15151061	Adjuster - Chain : Right Hand	1
			39029215	Nut - Hexagon :- M6 X 1	2
			39071111	Washer - Plain	1
22.	DU101208	Cylinder Head Assly	DU101192	Head Cylinder	1
			39102121	Ring - O	2
			DD101350	Stud - M6	2

Kit List

GT 100 BS IV

Sr No	Kit Part No.	Kit Description	Consisting of Following Parts		
			Part No.	Description	Qty/Kit
23.	36DU4055	Primary Drive+Driven	DX101047	Gear Primary Helical	1
			DX101054	Housing Comp Clutch	1
24.	36DZ0008	Kit Gear Meter Screw Aw (Platina)	31151064	Gear - Speedometer	1
			30151041	Gear Meter Screw	1
25.	DU181032	Lock Asy-Ve St.Cum Ign. Swtch-Pt	DU201056	Switch - Ignition	1
			DF201246	Key Set	1
			DU141026	Rotor (Falling Shutter Type)	1
			31161171	Lock For Side Cover	1
26.	36314005	Kit Steering Cone	DH181026	Bearing Race	2
			DH181025	Bearing Cone	1
			DH181023	Bearing Cone (Fork)	1
			36001052	Grease Lithon Rr3	1
			36314002	Kit Ball Steel	1
27.	30181053	Cylinder Complete Fork	30181018	Cylinder - Fork	1
			30181019	Cap Oil Lock	1
			30181020	Piston Ring	1
			30181021	Spring - Front Fork	1
28.	36311028	Kit Valve Caliber	DD101134	Valve - Intake	1
			DD101135	Valve - Exhaust	1
29.	36311006	Kit Chain Guide 4S	31101025	Guide - Chain	1
			31101026	Guide - Chain	1
30.	DZ101047	Cover Clutch/Graphic	DU101209	Cover RH	1
			31101064	Plug	1
			DS101201	Bushing (PTFE) (SKF)	1
			DZ101046	Decal Label - Clutch Cover	1
31.	36DU1007	Boss Kick Set - CT 100	30101233	Boss	1
			30101234	Spring	1
			30101236	Ball - Steel	1
			30101235	Pin	1
			39085517	Circlip : E-Type	1

Kit List

GT 100 BS IV

Sr No	Kit Part No.	Kit Description	Consisting of Following Parts		
			Part No.	Description	Qty/Kit
32.	36DZ0020	Kit Fork Oil Seal	DL181080	Seal-Oil:Fork+2Gartr Sprng,	1
			DD181011	Seal - Dust	1
33.	DU101218	Assly Cyl Block & Piston	DX101009	Cyl. Block Comp (C.I)	1
			DU101207	Piston Assy	1
34.	36DD4008	Kit Plate Clutch	DD101480	Plate - Friction for 115cc Engine	5
35.	36DU4017	Kit Ct100 Chain Sprocket (17-Modified)	DU151027	Sprocket Hub (42T)	1
			DF151023	Chain (112 Links)	1
			DX101052	Sprocket Output	1
36.	36DU1004	Gear Lever Spring Kit	31101055	Spring	1
			31101054	Spring	1
			DU101084	Spring - Stopper Gear Shift	1
37.	36DU1201	Air Filter Kit - CT 100	DM121007	Ring - O : Air Filter	1
			DM121004	Cap	1
			01110609	Washer - Plain	4
			39071111	Washer - Plain	1
38.	36DU4061	DCL S CVR BL RED	DM161174	Cover Side Decal Lh BI Red	1
			DM161175	Cover Side Decal Rh BI Red	1
39.	36DU4062	DCL S CVR FL RED	DM161176	Cover Side Decal Lh FI Red	1
			DM161177	Cover Side Decal Rh FI Red	1
40.	36DU4063	DCL S CVR EL BLUE	DM161178	Cover Side Decal Lh EI Blue	1
			DM161179	Cover Side Decal Rh EI Blue	1
41.	36DU4064	DCL S CVR BL BLUE	DM161180	Cover Side Decal Lh BI Blue	1

Kit List



Sr No	Kit Part No.	Kit Description	Consisting of Following Parts		
			Part No.	Description	Qty/Kit
42.	36PF0061	KIT CAM CHAIN GUIDE	JE541016	GUIDE CAM CHAIN SLACK SIDE	1
			JE521019	GUIDE CAM CHAIN TIGHT D102C	1
43.	36JV0006	VALVE REPAIR KIT BM125	28101129	SPRING - SEAT	2
			CB101009	SEAL - VALVE STEM	2
			JA511202	SPRING VALVE	2
			DY511202	RETAINER VALVE B105A	2
			CB101022	COTTER VALVE	4
44.	36DU4085	KIT CHAIN SPROCKET	DZ151051	SPROCKET HUB (43T)	1
			JZ551004	SPROCKET OUTPUT 14T DISCO-H	1
			DY141001	CHAIN 108 LINKS	1
45.	36PF0118	KIT PISTON RINGS	PF521231	RING PISTON TOP	1
			PF521232	RING PISTON SECOND	1
			PF521233	RING PISTON OIL	1
46.	36DU4086	KIT DECAL FAIRING BL-RED	DU181116	COWLING LH BLACK RED	1
			DU181117	COWLING RH BLACK RED	1
47.	36DU4087	KIT DECAL TANK BL-RED	DU141283	TANK UPPER LH BLACK RED	1
			DU141284	TANK UPPER RH BLACK RED	1
			DU141291	TANK LOWER LH BLACK RED	1
			DU141292	TANK LOWER RH BLACK RED	1
48.	36DU4088	KIT DECAL SEAT COWL BL-RED	DU161294	COVER SEAT LH BLACK RED	1
			DU161295	COVER SEAT RH BLACK RED	1
49.	36DU4089	KIT DECAL FAIRING FL RED	DU181118	COWLING LH FLAME RED	1
			DU181119	COWLING RH FLAME RED	1
50.	36DU4090	KIT DECAL TANK FL RED	DU141285	TANK UPPER LH FLAME RED	1
			DU141286	TANK UPPER RH FLAME RED	1
			DU141293	TANK LOWER LH FLAME RED	1
			DU141294	TANK LOWER RH FLAME RED	1
51.	36DU4091	KIT DECAL SEAT COWL FL RED	DU161296	COVER SEAT LH FLAME RED	1
			DU161297	COVER SEAT RH FLAME RED	1

Kit List



Sr No	Kit Part No.	Kit Description	Consisting of Following Parts		
			Part No.	Description	Qty/Kit
52.	36DU4092	KIT DECAL FAIRING BLUE	DU181120	COWLING LH ELECTRON BLUE	1
			DU181121	COWLING RH ELECTRON BLUE	1
53.	36DU4093	KIT DECAL TANK ELE BLUE	DU141287	TANK UPPER LH ELECTRON BLUE	1
			DU141288	TANK UPPER RH ELECTRON BLUE	1
			DU141295	TANK LOWER LH ELECTRON BLUE	1
			DU141296	TANK LOWER RH ELECTRON BLUE	1
54.	36DU4094	KIT DCL SEAT COWL BLUE	DU161298	COVER SEAT LH ELECTRON BLUE	1
			DU161299	COVER SEAT RH ELECTRON BLUE	1
55.	36DU4095	KIT DECAL FAIRING BL BLUE	DU181122	COWLING LH BLACK BLUE	1
			DU181123	COWLING RH BLACK BLUE	1
56.	36DU4096	KIT DECAL TANK BL BLUE	DU141289	TANK UPPER LH BLACK BLUE	1
			DU141290	TANK UPPER RH BLACK BLUE	1
			DU141297	TANK LOWER LH BLACK BLUE	1
			DU141298	TANK LOWER RH BLACK BLUE	1
57.	36DU4097	KIT DCL S COWL BL BLUE	DU161300	COVER SEAT LH BLACK BLUE	1
			DU161301	COVER SEAT RH BLACK BLUE	1
58.	36DU4076	KIT VALVE INTAKE+EXHAUST	PF511212	VALVE INTAKE	1
			PF511213	VALVE EXHAUST	1
59.	36DU4077	KIT ASSLY CRANKCASE RH	PF541074	CRANKCASE RH	1
			PF541018	BUSHING DRUM BM150 4 SPD	1
			BA102004	PLUG	1
60.	36DU4078	KIT ASSLY CRANKCASE LH	PF541072	CRANKCASE LH	1
			39171519	OIL SEAL 22X35X7	1
			39256220	NEEDLE ROLLER BRG.	1
			JA541005	BUSH BENDIX	1
			39219019	OIL SEAL	1
61.	36DU4079	KIT ASSLY CLUTCH COVER	56JV1V3Q	SILVER COVER CLUTCH	1
			31101064	PLUG	1
			BA102004	PLUG	1
62.	36DU4080	KIT ASSLY BLOCK PISTON	PF521210	ASSEMBLY PISTON B104D	1
			PF521025	CYLINDER BLOCK	1

Kit List



Sr No	Kit Part No.	Kit Description	Consisting of Following Parts		
			Part No.	Description	Qty/Kit
63.	36PF0062	KIT PISTON RING SET	JB521207	RING PISTON (TOP)	1
			PF521215	STEEL 2ND RING PISTON	1
			PF521204	RING PISTON OIL	1
64.	36JZ0023	KIT PRI DRIVE & DRIVEN	PF551401	CLUTCH HSG ASSLY COMP	1
			JZ531006	GEAR PRIMARY DRIVE	1
65.	PF541237	ASSEMBLY MAGNETO	PF541238	COVER MAGNETO B104D	1
			JA541005	BUSH BENDIX	1
66.	36DK0077	KIT For Starter Clutch	DK101596	SPRING STARTER CLUTCH	5
67.	36DU4103	KIT SAREE GUARD + GRAB + FITTING (CT 100ES)	DU 1613 30	Grab Handle Front	1
			DU 2210 19	Guard Saree RH	1
			39 2588 11	Washer plain	1
			39 1814 04	Bolt Flanged	1
			LA D001 43	Bolt Flanged - M10 x 1.5 x L60	1
68.	36DU4104	KIT SAREE GUARD + GRAB + FITTING (CT 100B)	Exists	Grab Handle Front	1
			DM 2210 22	Guard Saree RH	1
			KA DD08 16	Bolt Flanged	1
			KA DD08 22	Bolt Flanged	1
			LA D001 43	Bolt Flanged - M10 x 1.5 x L60	1

Kit List



Sr No	Kit Part No.	Kit Description	Consisting of Following Parts		
			Part No.	Description	Qty/Kit

Parts Index



Part Number	Figure No.	Page No.	Part Number	Figure No.	Page No.
01 1006 10	3	24	30 1510 04	8	110
01 1106 09	12	100	30 1510 05	17	114
01 1701 10	7	40	30 1510 05	17	116
01 1701 11	6	40	30 1510 05	23	118
01 1701 11	2	44	30 1510 32	12	110
06 2010 83	2	148	30 1510 33	13	110
14 1510 21	4	108	30 1510 38	13	108
14 1510 21	19	112	30 1510 38	7	110
16 1211 38	7	72	30 1510 38	16	114
16 1510 66	1	106	30 1510 38	16	116
20 2010 29	4	150	30 1510 42	17	110
22 1502 41	7	52	30 1510 69	11	108
22 1502 41	14	54	30 1510 69	10	110
22 1504 35	13	100	30 1510 69	16	112
22 1504 51	10	96	30 1510 69	14	114
25 2010 09	14	146	30 1510 69	14	116
28 1011 07	16	24	30 1510 95	14	120
28 1012 14	9	64	30 1511 05	9	110
28 1012 14	9	66	30 1511 18	22	108
30 1010 96	7	64	30 1511 18	19	110
30 1010 96	5	66	30 1511 18	22	112
30 1011 42	6	56	30 1611 57	5	102
30 1011 42	18	58	30 1611 58	4	102
30 1011 54	5	52	30 1611 69	7	134
30 1262 21	12	128	30 1611 69	10	134
30 1410 31	15	98	30 1612 71	2	142
30 1410 39	6	132	30 1710 18	9	94
30 1410 52	2	132	30 1710 22	20	98
30 15 1038	12	112	30 18 1006	7	92
30 15 1038	17	118	30 1810 20	26	130
30 15 1069	13	118	30 1810 26	5	128

Parts Index



Part Number	Figure No.	Page No.	Part Number	Figure No.	Page No.
30 1810 29	24	146	31 1010 62	2	60
30 1810 44	14	128	31 1010 67	4	56
30 1810 45	18	146	31 1011 04	4	12
30 19 1069	3	140	31 1011 09	11	36
30 19 1070	2	140	31 1011 13	5	60
30 19 1071	4	140	31 1011 37	2	64
30 19 1072	5	140	31 1011 48	13	64
30 1910 31	7	120	31 1011 73	4	24
30 1910 35	8	120	31 1011 73	6	26
30 1910 35	26	122	31 1011 75	16	4
30 1910 36	13	120	31 1011 91	1	32
30 1910 37	12	120	31 1011 92	5	32
30 1910 38	4	120	31 1012 16	13	28
30 1910 38	20	122	31 1012 95	1	60
30 1910 48	19	126	31 1110 56	17	84
30 1910 67	8	140	31 1210 29	4	74
30 2010 64	12	152	31 1210 29	4	76
30 2010 69	17	100	31 15 1011	14	112
30 2010 74	4	152	31 15 1021	10	118
30 2010 85	8	152	31 15 1024	16	118
31 10 1014	2	80	31 15 1029	3	118
31 1010 06	3	4	31 15 1037	18	118
31 1010 19	2	12	31 1510 04	2	108
31 1010 33	8	16	31 1510 04	3	112
31 1010 38	11	52	31 1510 07	10	108
31 1010 39	10	52	31 1510 07	13	114
31 1010 40	16	52	31 1510 07	13	116
31 1010 41	8	52	31 1510 11	12	108
31 1010 51	2	32	31 1510 14	19	108
31 1010 56	9	44	31 1510 14	21	112
31 1010 61	4	60	31 1510 18	5	114

Parts Index



Part Number	Figure No.	Page No.	Part Number	Figure No.	Page No.
31 1510 18	5	116	31 2010 81	7	46
31 1510 18	9	118	31 2110 04	2	88
31 1510 18	12	118	33 1410 08	9	132
31 1510 21	6	114	35 1610 60	7	144
31 1510 21	6	116	36 0010 52	6	168
31 1510 26	24	114	36 0010 55	8	168
31 1510 26	24	116	36 0010 56	23	170
31 1510 26	24	118	36 0010 58	2	168
31 1510 27	25	118	36 0010 60	18	170
31 1510 28	25	114	36 0010 61	1	168
31 1510 28	25	116	36 0010 62	9	168
31 1510 28	26	118	36 3110 06	9	16
31 1510 29	10A	114	36 3110 28	7	12
31 1510 29	27	116	36 3140 04	10	168
31 1510 30	9	118	36 3140 05	6	92
31 1510 37	18	114	36 DD40 01	2	20
31 1510 60	17	112	36 DD40 08	6	64
31 1510 60	14	118	36 DF17 01	5	94
31 1610 18	5	134	36 DH40 29	11	168
31 1710 06	7	94	36 DH40 52	4	168
31 1710 12	16	94	36 DH40 61	3	168
31 1810 19	27	130	36 DH40 71	12	168
31 1810 99	28	130	36 DH40 72	13	170
31 1811 08	8	128	36 DK00 45	5	168
31 1910 02	3	92	36 DK00 76	6	82
31 2010 01	3	150	36 DK00 77	5	82
31 2010 09	11	152	36 DU10 01	2	4
31 2010 27	6	152	36 DU10 04	3	36
31 2010 28	4	150	36 DU10 07	6	52
31 2010 79	3	152	36 DU10 07	11	54
31 2010 81	10	44	36 DU12 02	7	68

Parts Index



Part Number	Figure No.	Page No.	Part Number	Figure No.	Page No.
36 DU12 03	8	68	36 DU40 61	6	162
36 DU12 04	5	68	36 DU40 62	6	162
36 DU12 05	6	68	36 DU40 63	6	162
36 DU12 06	4	68	36 DU40 64	6	162
36 DU19 01	21	126	36 DU40 76	1	14
36 DU40 04	1	142	36 DU40 77	1	42
36 DU40 17	2	114	36 DU40 78	1	46
36 DU40 17	1	118	36 DU40 79	1	58
36 DU40 33	7	160	36 DU40 81	5	70
36 DU40 34	7	160	36 DU40 82	12	70
36 DU40 36	7	160	36 DU40 83	4	70
36 DU40 37	7	160	36 DU40 84	2	70
36 DU40 38	8	160	36 DU40 85	2	114
36 DU40 38	5	162	36 DU40 85	2	116
36 DU40 39	8	160	36 DU40 85	1	118
36 DU40 39	5	162	36 DU41 03	10	156
36 DU40 40	8	160	36 DU41 04	10A	156
36 DU40 40	5	162	36 DZ00 08	18	108
36 DU40 41	8	160	36 DZ00 08	16	110
36 DU40 41	5	162	36 DZ00 08	4	112
36 DU40 42	9	160	36 JE00 24	6	66
36 DU40 43	9	160	36 JG00 87	10	168
36 DU40 44	9	160	36 JH00 12	6	70
36 DU40 45	9	160	36 JH00 40	3	70
36 DU40 46	10	160	36 JH00 44	10	70
36 DU40 47	10	160	36 JL01 81	6	168
36 DU40 48	10	160	36 JV00 06	2	14
36 DU40 49	10	160	36 JZ00 23	11	26
36 DU40 51	6	12	36 JZ00 23	3	66
36 DU40 55	5	24	36 PF00 45	1	22
36 DU40 55	15	64	36 PF00 61	9	18

Parts Index



Part Number	Figure No.	Page No.	Part Number	Figure No.	Page No.
36 PF00 62	5	22	39 0422 15	2	102
36 PF01 43	5	72	39 0422 15	18	126
36 PF01 44	3	72	39 0454 11	17	94
36 PF01 45	4	72	39 0553 02	18	94
36 PF01 46	2	72	39 0594 17	2	18
36 PF01 47	10	72	39 0702 01	5	12
36 PF01 48	6	72	39 0702 01	8	44
36 PF01 49	8	72	39 0708 15	10	120
36DU4086	9	166	39 0711 11	13	94
36DU4087	10	166	39 0711 11	6	100
36DU4088	11	166	39 0712 15	1A	94
36DU4089	9	166	39 0714 11	3	94
36DU4090	10	166	39 0714 11	22	114
36DU4091	11	166	39 0714 11	22	116
36DU4095	9	166	39 0714 11	21	118
36DU4096	10	166	39 0737 12	2	94
36DU4097	11	166	39 0738 17	14	52
37 0043 52	16	170	39 0738 17	3	54
37 0043 53	17	170	39 0740 11	8	132
37 2240 18	19	170	39 0745 01	13	84
37 2540 39	24	170	39 0745 01	12	144
39 0147 08	2	74	39 0746 01	5	36
39 0198 11	2	120	39 0748 01	6	16
39 0199 11	25	122	39 0753 01	2	48
39 0201 11	8	94	39 0761 01	3	132
39 0211 11	6	150	39 0775 04	15	108
39 0242 11	20	108	39 0775 04	3	110
39 0242 11	24	112	39 0775 04	9	112
39 0248 11	6	94	39 0775 04	19	118
39 0248 11	7	108	39 0784 08	14	96
39 0292 15	14	94	39 0787 08	7	102

Parts Index



Part Number	Figure No.	Page No.	Part Number	Figure No.	Page No.
39 0789 12	11	120	39 0987 17	4	30
39 0789 12	16	130	39 0988 15	21	114
39 0794 15	12	114	39 0988 15	8	118
39 0794 15	4	118	39 0992 06	6	32
39 0797 08	6	120	39 0992 06	7	34
39 0798 15	16	108	39 0993 11	9	52
39 0798 15	15	112	39 0993 11	6	54
39 0798 15	20	114	39 0995 11	13	52
39 0798 15	27	118	39 0999 06	7	16
39 0798 15	8	136	39 0999 06	4	40
39 0798 15	14	138	39 0999 06	11	46
39 0805 11	2A	120	39 0999 06	4	48
39 0807 08	9	120	39 0999 06	4	50
39 0808 08	5	120	39 0999 06	3	56
39 0813 02	17	144	39 0999 06	8	60
39 0817 15	7	100	39 0999 06	4	62
39 0817 15	11	144	39 1000 06	12	4
39 0817 15	2	150	39 1000 06	3	20
39 0830 01	20	126	39 1000 06	2	22
39 0840 01	25	108	39 1001 20	13	66
39 0840 01	26	112	39 1003 20	5	84
39 0849 14	9	82	39 1008 20	7	44
39 0900 12	24	108	39 1013 21	5	48
39 0900 12	25	112	39 1013 21	23	108
39 0972 04	10	82	39 1013 21	20	110
39 0978 04	10	114	39 1013 21	18	112
39 0978 04	2	118	39 1017 21	14	4
39 0980 04	10	64	39 1019 21	3	60
39 0980 04	10	66	39 1023 04	13	56
39 0985 17	5	20	39 1028 21	6	84
39 0987 17	4	28	39 1035 19	8	12

Parts Index



Part Number	Figure No.	Page No.	Part Number	Figure No.	Page No.
39 1040 11	16	98	39 1553 04	2	134
39 1041 19	5	56	39 1561 21	27	112
39 1041 19	10	58	39 1608 04	6	156
39 1042 19	4	84	39 1659 11	7	84
39 1043 19	5	44	39 1660 05	2	6
39 1053 15	11	64	39 1671 21	6A	58
39 1055 15	2	24	39 1673 04	4	4
39 1062 04	15	68	39 1673 04	10A	4
39 1066 04	4	44	39 1680 04	8	74
39 1074 04	7	60	39 1683 04	12	146
39 1074 04	19	114	39 1699 01	8	24
39 1074 04	19	116	39 1715 19	3	46
39 1074 04	3	124	39 1783 01	9	150
39 1075 04	12	44	39 1789 24	10	74
39 1075 04	10	56	39 1789 24	10	76
39 1078 01	3	48	39 1789 24	6	134
39 1080 19	6	44	39 1790 21	11	16
39 1184 15	22	126	39 1790 21	12	16
39 1184 15	23	126	39 1802 04	4	88
39 1211 11	3	88	39 1813 04	14	128
39 1211 11	7	142	39 1813 04	17	130
39 1225 15	10	94	39 1814 04	5	156
39 1225 15	3	148	39 1864 20	17	24
39 1225 15	5	148	39 1864 20	2A	26
39 1283 21	3	68	39 1864 20	3	40
39 1290 04	4	88	39 1902 04	8	38
39 1309 11	17	94	39 1940 04	3	96
39 1364 20	7B	118	39 1940 04	8	156
39 1493 15	20	94	39 1943 04	15	86
39 1540 11	22	98	39 1943 04	21	130
39 1553 04	9	84	39 1961 04	10	144

Parts Index



Part Number	Figure No.	Page No.	Part Number	Figure No.	Page No.
39 1970 15	13	146	39 2484 15	14	100
39 1981 04	15	28	39 2492 11	8	80
39 1994 04	2	36	39 2492 11	8	80
39 2122 15	14A	94	39 2562 20	3	42
39 2134 21	8	56	39 2562 20	4	46
39 2141 24	6	144	39 2585 01	16	144
39 2147 04	10	60	39 2600 11	3	64
39 2179 24	4	132	39 2600 11	3A	66
39 2190 19	6	46	39 2669 21	14	18
39 2199 08	14	24	39 2671 04	6	22
39 2200 11	12	24	39 2680 20	3	108
39 2221 04	3	96	39 2680 20	1	112
39 2240 20	8	114	39 2681 20	1	108
39 2240 20	5	118	39 2681 20	5	112
39 2295 15	3	80	39 2682 20	7A	118
39 2349 11	3	94	39 2702 04	10	90
39 2366 15	1	94	39 2704 11	12	36
39 2403 20	12	64	39 2723 15	11	90
39 2407 01	9	74	39 2754 04	9	80
39 2407 01	9	76	39 2765 01	14	150
39 2408 17	8	54	52 DD02 53	10	4
39 2443 11	16	58	52 DF00 20	15	94
39 2455 04	3	90	52 DF00 21	12	94
39 2473 04	2	92	52 DM00 86	9	60
39 2473 04	6	142	52 DM03 22	3	162
39 2473 04	13	144	52 DM03 23	3	162
39 2473 04	10	152	52 DM03 24	4	162
39 2474 04	8	36	52 DM03 25	4	162
39 2475 04	5	142	52 DM03 26	1	162
39 2481 04	6	96	52 DM03 27	1	162
39 2483 04	9	100	52 DM03 28	3	162

Parts Index



Part Number	Figure No.	Page No.
52 DM03 29	4	162
52 DM03 30	1	162
52 DM03 31	3	162
52 DM03 32	4	162
52 DM03 33	1	162
52 DM03 35	11	100
52 DM03 68	9	36
52 DM03 87	1	162
52 DM03 88	1	162
52 DM03 89	1	162
52 DM03 90	1	162
52 DU01 04	6	36
52 DU01 56	1	60
52 DU01 97	1	56
52 DU02 89	2	158
52 DU02 89	2	162
52 DU02 89	2	162
52 DU02 90	2	158
52 DU02 90	2	162
52 DU03 02	11	96
52 DU03 03	12	96
52 DU05 55	11	94
52 DU05 75	3	158
52 DU05 76	3	158
52 DU05 77	3	158
52 DU05 78	3	158
52 DU06 22	4	158
52 DU06 23	4	158
52 DU06 24	4	158
52 DU06 25	4	158
52 DU06 26	5	158

Part Number	Figure No.	Page No.
52 DU06 27	5	158
52 DU06 28	5	158
52 DU06 29	5	158
52 DU06 30	6	158
52 DU06 31	6	158
52 DU06 32	6	158
52 DU06 33	6	158
52 DU06 34	1	158
52 DU06 35	1	158
52 DU06 36	1	158
52 DU06 37	1	158
52 DU07 81	1	158
52 DU07 82	1	158
52 DU07 84	1	158
52 DU08 28	1	158
52 JA00 28	14	66
52 JA00 29	7	42
52 JV01 43	1	62
52DU0289	2	164
52DU0289	2	164
52DU0290	2	164
52DU0922	1	164
52DU0923	1	164
52DU0924	1	164
52DU0926	4	164
52DU0927	5	164
52DU0928	6	164
52DU0929	3	164
52DU0931	4	164
52DU0932	5	164
52DU0933	6	164

Parts Index



Part Number	Figure No.	Page No.
52DU0934	3	164
52DU0936	4	164
52DU0937	5	164
52DU0938	6	164
52DU0939	3	164
59 0400 06	14	128
59 0400 17	8	90
59 0400 18	7	90
59 0400 38	2	2
59 0400 38	12	42
59 0400 38	12	46
59 0400 38	4	58
59 0400 38	2	62
59 1100 04	6	4
59 1100 08	4	26
59 1200 03	3	26
59 1500 03	15	110
59 1500 03	23	114
59 1500 03	23	116
59 1500 03	22	118
59 1500 05	4	90
59 1500 05	9	90
59 1500 14	2	26
59 2000 36	4	42
59 2000 36	2	46
59 2100 23	16	46
59 2100 24	17	30
60 1114 20	15	152
62 3050 84	22	170
75 6802 36	20	170
76 0109 36	14	170

Part Number	Figure No.	Page No.
76 0109 37	15	170
83 0201 73	7	168
83 0203 34	1	168
83 0204 11	1	168
83 0204 73	5	168
AL 2414 81	12	122
AP 1012 55	18	132
BA 1020 06	3	44
BF 5612 19	4	38
CB 1010 09	3	14
CB 1010 22	4	14
CF 1110 19	14	86
CL 2010 23	2	144
CL 2010 23	14	146
CM 2010 54	2	136
CM 2010 54	10	138
CS 1011 28	11	18
CZ 1814 07	18	100
DD 1010 07	4	20
DD 1010 62	13	16
DD 1010 62	3	18
DD 1010 97	12	54
DD 1012 54	3	52
DD 1012 64	2	52
DD 1013 09	1	28
DD 1013 18	3	84
DD 1013 25	7	56
DD 1013 43	13	4
DD 1013 47	7	4
DD 1013 49	9	4
DD 1013 50	8	4

Parts Index



Part Number	Figure No.	Page No.	Part Number	Figure No.	Page No.
DD 1013 66	7	80	DD 1610 78	25	98
DD 1014 07	10	16	DD 1610 78	1A	120
DD 1014 75	16	28	DD 1613 81	13	96
DD 1014 81	15	4	DD 1810 11	6	128
DD 1014 92	5	64	DD 1810 31	2	128
DD 1014 93	8	64	DD 1810 32	6	128
DD 1015 17	12	56	DD 1810 34	3	128
DD 1015 21	5	4	DD 1810 90	23	146
DD 1110 11	14	84	DD 1810 91	20	146
DD 1110 11	12	86	DD 1811 83	8	144
DD 1110 12	16	84	DD 1811 84	9	144
DD 1110 12	10	86	DD 1811 86	15	144
DD 1110 18	11	84	DD 1811 87	8	150
DD 1110 18	14	86	DD 1811 92	8	148
DD 1110 41	1	84	DD 1812 05	24	126
DD 1110 48	15	84	DD 1812 05	20	130
DD 1110 48	11	86	DD 1812 07	15	128
DD 1211 68	20	68	DD 1812 52	20	144
DD 1211 71	11	68	DD 1911 42	8	124
DD 1211 81	8	58	DD 2010 02	17	100
DD 1412 27	7	132	DD 2010 02	15	150
DD 1510 08	14	108	DD 2010 09	10	146
DD 1510 08	10	112	DD 2010 10	9	146
DD 1510 09	17	108	DD 2010 11	5	150
DD 1510 09	5	110	DD 2010 17	17	146
DD 1510 09	7	112	DD 2010 45	2	146
DD 1610 13	10	100	DD 2010 46	11	146
DD 1610 22	9	134	DD 2010 47	8	146
DD 1610 51	8	100	DD 2010 48	15	146
DD 1610 52	12	90	DD 2011 55	5	124
DD 1610 53	1	90	DD 2011 70	9	124

Parts Index



Part Number	Figure No.	Page No.	Part Number	Figure No.	Page No.
DD 2011 70	27	126	DF 1910 26	7	124
DE 1810 31	11	128	DF 1910 27	10	124
DF 1110 15	18	84	DF 1910 66	8	124
DF 1110 20	2	84	DF 2010 53	4	124
DF 1210 03	1	48	DF 2010 58	16	146
DF 1210 23	1	74	DF 2011 29	7	152
DF 1411 20	1	132	DF 2011 38	1	150
DF 1411 28	1	134	DF 2210 07	4A	156
DF 1510 03	2	112	DF 2210 37	3A	156
DF 1510 16	15	120	DG 1014 98	9	40
DF 1611 02	3	102	DG 1210 03	13	8
DF 1611 04	4	100	DG 1210 03	9	10
DF 1611 59	16	100	DG 1210 40	8	76
DF 1611 68	2	90	DG 1410 19	4	134
DF 1612 45	15	100	DG 1510 22	9	106
DF 1612 48	12	150	DG 1611 21	9	76
DF 1614 13	2	96	DG 1611 21	7	134
DF 1614 15	3	142	DG 1611 24	8	102
DF 1614 16	4	142	DG 1612 24	8A	96
DF 1614 25	1	96	DH 1010 48	6	18
DF 1614 26	18	76	DH 1010 66	13	24
DF 1810 85	13	128	DH 1010 67	15	24
DF 1810 88	19	146	DH 1011 63	8	82
DF 1810 89	19	130	DH 1011 95	9	24
DF 1810 90	4	92	DH 1013 80	6	42
DF 1810 91	14	126	DH 1013 80	10	46
DF 1810 92	15	126	DH 1013 92	10	18
DF 1810 97	8	150	DH 1015 09	10	36
DF 1810 98	5	144	DH 1015 09	11	38
DF 1810 98	19	144	DH 1016 07	5	80
DF 1811 17	1	124	DH 1016 39	9	42

Parts Index



Part Number	Figure No.	Page No.	Part Number	Figure No.	Page No.
DH 1017 84	11	44	DM 1010 98	4	32
DH 1017 84	8	46	DM 1010 99	8	32
DH 1210 38	6	74	DM 1011 39	6	60
DH 1210 38	17	76	DM 1011 40	9	56
DH 1210 63	9	72	DM 1210 04	12	74
DH 1211 01	13	68	DM 1210 07	5	74
DH 1211 02	14	68	DM 1210 14	11	74
DH 1410 70	3	78	DM 1510 25	3	104
DH 1410 75	6	78	DM 1510 25	5	106
DH 1610 66	4A	102	DM 1510 28	6	104
DH 1611 78	9	96	DM 1510 28	7	106
DH 1611 94	8	96	DM 1510 29	4	106
DH 1612 83	6	142	DM 1610 09	5	100
DH 1810 14	5	92	DM 1611 58	1	92
DJ 1610 69	2A	100	DM 1611 72	6	102
DJ 1811 15	7	92	DM 1611 82	1	92
DJ 2010 46	4	146	DM 1611 92	1	90
DJ 2010 51	5	146	DM 1611 93	2	90
DJ 2012 19	7	152	DM 1710 22	19	94
DJ 2210 03	3	156	DM 1710 27	4	94
DJ 2210 04	4	156	DM 1810 36	10	128
DK 1013 86	7	18	DM 1810 38	21	146
DK 1015 96	5	82	DM 1810 39	22	146
DK 1016 05	7	82	DM 1810 43	1	128
DK 1016 10	9	80	DM 1810 48	1	128
DK 2010 78	18	152	DM 1910 02	11	140
DL 1610 17	9	134	DM 1910 05	10	140
DL 1610 48	1	102	DM 1910 09	1	136
DL 1810 10	4	144	DM 1910 14	11	124
DL 1810 60	15	128	DM 1910 15	12	126
DL 1810 80	7	128	DM 1910 17	6	140

Parts Index



Part Number	Figure No.	Page No.	Part Number	Figure No.	Page No.
DM 1910 25	6	140	DS 1510 49	2	104
DM 2010 22	1	146	DS 1510 49	6	106
DM 2010 36	4	124	DS 1510 53	5	104
DM 2010 37	5	152	DS 1510 53	12	106
DM 2010 39	6	148	DS 1611 25	2	100
DM 2010 40	7	148	DS 1611 50	8	62
DM 2010 43	5	152	DS 1910 18	12	126
DM 2110 24	1A	88	DS 1910 52	11	124
DM 2210 01	7	74	DS 2010 25	9	152
DM 2210 01	7	76	DU 0101 42	29	130
DM 2210 01	2	154	DU 1010 05	1	24
DM 2210 13	1	154	DU 1010 10	11	24
DM 2210 17	1	156	DU 1010 38	12	52
DM 2210 19	7B	156	DU 1010 41	7	24
DP 1011 68	14	28	DU 1010 45	15	52
DP 1013 40	7	32	DU 1010 50	1	52
DP 1014 52	8	40	DU 1010 50	10	54
DP 1210 25	14	44	DU 1010 56	3	16
DP 1210 25	6	76	DU 1010 57	2	68
DP 1611 44	7	150	DU 1010 58	17	4
DP 1611 45	11	150	DU 1010 60	5	14
DP 1611 63	19	98	DU 1010 66	4	16
DP 1611 70	17	98	DU 1010 67	2	16
DP 2010 37	3	134	DU 1010 73	1	36
DP 2110 09	2	88	DU 1010 74	4	36
DS 1011 17	4	54	DU 1010 75	2	40
DS 1011 54	7	26	DU 1010 80	7	28
DS 1012 15	11	58	DU 1010 81	3	32
DS 1013 55	20	30	DU 1010 83	9	32
DS 1099 05	8	18	DU 1010 85	5	40
DS 1211 26	11	76	DU 1011 09	4	64

Parts Index



Part Number	Figure No.	Page No.	Part Number	Figure No.	Page No.
DU 1011 13	13	36	DU 1210 52	5	76
DU 1011 90	3	12	DU 1210 53	6	8
DU 1011 91	1	12	DU 1210 54	7	8
DU 1012 06	3	80	DU 1210 56	18	4
DU 1012 08	1	4	DU 1210 57	1	8
DU 1012 13	11	28	DU 1210 58	3	8
DU 1012 13	19	30	DU 1210 59	2	8
DU 1012 16	1	44	DU 1210 60	1A	68
DU 1012 18	1	20	DU 1410 14	5	88
DU 1012 20	1	40	DU 1410 41	10	132
DU 1012 23	10	40	DU 1410 95	5	132
DU 1012 25	5	16	DU 1412 28	5	132
DU 1012 28	11	4	DU 1412 71	13	78
DU 1012 28	9	68	DU 1412 72	14	78
DU 1012 45	1	40	DU 1412 77	5	78
DU 1012 78	6	28	DU 1412 78	10	78
DU 1012 79	2	28	DU 1510 05	6	108
DU 1012 80	1	44	DU 1510 05	6	112
DU 1013 28	1A	4	DU 1510 06	26	114
DU 1013 59	1	40	DU 1510 06	26	116
DU 1110 06	8	84	DU 1510 09	11	118
DU 1210 05	11	56	DU 1510 10	7	114
DU 1210 08	3	74	DU 1510 10	7	116
DU 1210 09	1	68	DU 1510 10	25	118
DU 1210 13	19	68	DU 1510 18	8	106
DU 1210 15	21	68	DU 1510 25	2	106
DU 1210 17	12	68	DU 1510 25	10	106
DU 1210 18	18	68	DU 1510 26	3	106
DU 1210 21	17	68	DU 1510 26	11	106
DU 1210 22	16	68	DU 1510 29	11	114
DU 1210 28	10	68	DU 1510 29	11	116

Parts Index



Part Number	Figure No.	Page No.	Part Number	Figure No.	Page No.
DU 1510 29	20	118	DU 1613 24	1	92
DU 1510 31	8	108	DU 1613 26	16	122
DU 1510 31	8	112	DU 1613 29	10	92
DU 1510 34	4	104	DU 1613 73	2B	100
DU 1510 42	5	96	DU 1613 77	8	144
DU 1510 44	2	110	DU 1613 84	12	150
DU 1510 46	18	116	DU 1810 31	18	144
DU 1510 47	13	122	DU 1810 32	22	130
DU 1510 55	7	122	DU 1810 47	14	144
DU 1510 56	8	122	DU 1810 67	1	128
DU 1510 58	4	122	DU 1810 70	3	144
DU 1510 61	18	122	DU 1810 99	23	130
DU 1610 08	4	100	DU 1811 00	24	130
DU 1610 24	9	92	DU 1811 01	2	128
DU 1610 32	6	102	DU 1811 02	3	128
DU 1610 65	19	100	DU 1811 07	1	124
DU 1610 93	5	90	DU 1811 08	7	128
DU 1610 94	6	90	DU 1811 11	22	130
DU 1610 98	3	100	DU 1811 11	11	132
DU 1611 02	5	134	DU 1811 11	8	134
DU 1611 19	11	134	DU 1811 14	1	124
DU 1611 25	1	92	DU 1811 25	1	128
DU 1611 44	4	96	DU 1811 57	8	150
DU 1611 96	8	92	DU 1910 23	4	136
DU 1612 35	5	96	DU 1910 23	12	138
DU 1612 65	1	92	DU 1910 24	7	136
DU 1612 66	4	96	DU 1910 25	5	136
DU 1612 67	4	96	DU 1910 29	3	136
DU 1612 68	5	96	DU 1910 29	11	138
DU 1612 71	5	96	DU 1910 30	3	120
DU 1612 83	1	92	DU 1910 34	5	124

Parts Index



Part Number	Figure No.	Page No.	Part Number	Figure No.	Page No.
DU 1910 35	6	124	DU 2210 02	1	156
DU 1910 41	1	140	DU 2210 04	7A	156
DU 1910 44	5	124	DU 2210 05	9	156
DU 1910 45	4	124	DU 2210 15	1	156
DU 1910 46	1	140	DU 2210 17	7A	156
DU 1910 47	6	140	DU 2210 21	1C	96
DU 1910 48	10	140	DU 7307 3E	2	158
DU 1910 50	1	120	DU 7307 3E	2	162
DU 1910 56	4	124	DU161286	7	164
DU 1910 58	10	140	DU161287	8	164
DU 1910 59	6	140	DU161288	7	164
DU 1910 60	1	140	DU161289	8	164
DU 1910 63	1	138	DU161292	7	164
DU 2010 23	1	150	DU161293	8	164
DU 2010 29	6	146	DX 1010 30	14	56
DU 2010 57	3	146	DX 1010 35	14	64
DU 2010 60	7	146	DX 1010 46	10	28
DU 2010 62	10	84	DX 1010 48	3	28
DU 2010 63	13	152	DX 1010 49	5	28
DU 2011 01	1	144	DX 1010 50	9	28
DU 2011 04	5	152	DX 1010 51	8	28
DU 2011 08	1	144	DX 1010 52	12	28
DU 2011 18	5	152	DX 1010 53	10	24
DU 2011 19	5	152	DX 1010 55	1	64
DU 2011 23	1	148	DX 1010 68	7	36
DU 2011 24	4	148	DX 1110 05	1	84
DU 2011 25	6	148	DX 1110 06	2	84
DU 2011 26	7	148	DX 1510 81	1	114
DU 2011 37	5	152	DX 1510 81	1	116
DU 2110 01	1	88	DX 1510 81	6	118
DU 2210 01	7	156	DX 1610 56	7	96

Parts Index



Part Number	Figure No.	Page No.	Part Number	Figure No.	Page No.
DY 1130 00	1A	96	DZ 1510 14	1	110
DY 1130 02	1B	96	DZ 1510 27	9	108
DY 1132 00	1	102	DZ 1510 27	13	112
DY 1134 00	12A	90	DZ 1510 32	24	110
DY 1610 02	1	120	DZ 1510 44	9	114
DY 1610 03	22	122	DZ 1510 45	9	114
DY 3510 04	2	86	DZ 1611 43	7	134
DY 3512 01	9	86	DZ 1612 65	12	150
DY 4014 00	4	152	DZ 1710 16	4	94
DY 4018 00	14	152	DZ 1910 04	1	120
DY 4018 01	12	76	DZ 1910 14	7	140
DY 4022 02	22	152	DZ 1910 19	9	140
DY 4026 00	16	132	DZ 2010 25	1	148
DY 5614 00	9	38	DZ 2010 25	7	148
DY 5810 02	15	76	DZ 2010 26	4	148
DY 5810 05	3	76	DZ 2010 26	6	148
DY 5810 09	14	76	DZ 2010 38	2	152
DY 5810 10	13	76	DZ 2210 03	2	156
DY 5824 01	3	10	DZ 2210 11	2	156
DY 5824 02	7	10	FA 1013 34	6	24
DY 5824 03	10	10	FD 1010 78	2	50
DZ 1010 31	6	80	FD 1810 12	18	130
DZ 1010 34	13	44	FD 1810 19	16	126
DZ 1010 44	4	80	FD 1810 20	17	126
DZ 1010 46	2	56	FD 1810 30	2	124
DZ 1010 75	1	16	FD 1810 31	13	126
DZ 1110 02	8	84	FD 2110 06	6	88
DZ 1110 12	12	84	FD 2110 07	7	88
DZ 1410 75	12	132	GF 2010 53	8	152
DZ 1510 12	5	108	GL 1710 36	4	78
DZ 1510 12	11	112	JA 1312 05	9	116

Parts Index



Part Number	Figure No.	Page No.	Part Number	Figure No.	Page No.
JA 1316 06	21	108	JB 5110 15	6	2
JA 1316 06	18	110	JB 5110 19	3	6
JA 1316 06	23	112	JB 5310 21	9	26
JA 5112 16	4	18	JB 5412 24	6	62
JA 5310 12	8	26	JB 5514 06	8	66
JA 5310 15	5	26	JB 5514 08	4	66
JA 5410 05	5	46	JB 5710 05	1	50
JA 5410 05	5	62	JB 5710 06	5	50
JA 5410 10	5	42	JB 5812 29	7	70
JA 5410 12	8	42	JB 5812 30	8	70
JA 5410 16	3	50	JB 5812 56	9	70
JA 5412 11	14	58	JB 5812 58	13	70
JA 5412 12	15	58	JB 5812 60	11	70
JA 5412 25	13	58	JB 5812 72	8	6
JA 5510 02	3	30	JB 5910 68	10	80
JA 5510 04	7	30	JC 1910 06	27	122
JA 5510 08	15	30	JD 1138 14	8	8
JA 5510 09	16	30	JD 1138 14	13	10
JA 5514 06	2	66	JD 1138 15	9	8
JA 5514 20	12	66	JD 1138 15	12	10
JA 5610 02	5	34	JD 1610 02	23	122
JA 5814 06	8	74	JD 1610 06	24	122
JA 6210 02	5	54	JD 4022 17	12	152
JA 6210 06	2	54	JD 5610 04	3	34
JA 6212 06	4	52	JD 5610 11	6	34
JA 6212 06	13	54	JE 5110 67	5	10
JB 1312 23	15	114	JE 5210 16	12	18
JB 1312 23	15	116	JE 5410 28	11	42
JB 1312 23	15	118	JE 5412 13	16	58
JB 4014 00	5	124	JE 5412 14	17	58
JB 5110 11	5	2	JE 5514 09	15	66

Parts Index



Part Number	Figure No.	Page No.	Part Number	Figure No.	Page No.
JE 5810 39	4	8	JL 5810 66	2	10
JE 5910 02	2	80	JN 1810 31	21	144
JE 6210 03	9	54	JN 4020 00	4	86
JE 6210 04	9A	54	JV 4022 04	20	152
JG 1312 20	6	42	JV 5110 11	4	2
JG 1710 29	7	78	JV 5110 12	3	2
JG 5710 24	13	46	JV 5110 13	1	2
JH 1610 35	28	122	JV 5410 06	15	46
JH 1610 38	14	122	JV 5412 08	2	58
JH 1710 17	17	132	JV 5412 25	6	58
JH 1710 48	11	78	JW 1710 16	16	144
JH 1710 49	14	132	JW 5612 06	2	38
JH 3516 01	3	82	JW 5612 08	3	38
JH 5112 12	6	14	JW 5910 28	5	80
JH 5210 07	3	22	JY 1710 69	9	78
JH 5410 21	9	46	JY 1710 70	2	78
JH 5612 00	6	38	JY 1710 77	1	78
JH 5614 04	10A	36	JY 1718 25	8	78
JH 5614 04	10	38	JY 5810 28	14	8
JH 5812 02	17	76	JY 5810 28	8	10
JH 5822 00	1	10	JZ 1610 19	16	120
JK 1130 08	18	98	JZ 1610 28	20	126
JK 1210 08	9	128	JZ 1710 20	13	132
JK 1220 02	15	94	JZ 1710 21	15	132
JK 1220 04	12	94	JZ 1710 55	15	78
JK 1220 07	1	94	JZ 2316 00	3A	156
JK 1310 26	1	104	JZ 2316 01	4A	156
JL 1711 01	2A	78	JZ 4014 03	31	126
JL 1711 02	7A	78	JZ 4014 08	4	124
JL 1810 26	2	76	JZ 4022 16	21	152
JL 5412 27	12	58	JZ 4022 18	16	152

Parts Index



Part Number	Figure No.	Page No.	Part Number	Figure No.	Page No.
JZ 5510 04	18	30	KA EG06 14	12	8
JZ 5512 05	13	30	KA EG06 14	6	10
JZ 5610 02	4	34	KB AB06 08	8	86
KA AD05 25	10	66	KB BA04 08	22	110
KA AD10 35	17	130	KB BA06 16	12	144
KA Ca06 14	10	150	KB BC06 08	8	86
KA CF08 30	4	128	KB CC05 14	20	112
KA DA05 10	11	80	KC AA10 08	10	94
KA DA06 12	10	150	KC BA10 06	12	116
KA DA06 14	9	100	KC BA18 11	21	116
KA DA06 30	10	8	KC GA05 05	14	100
KA DD06 16	11	10	KC GA05 05	13	150
KA DD06 16	15	86	KC GA06 06	11	8
KA DD06 25	2	134	KC GA06 06	14	10
KA DD08 14	1	152	KC GA10 10	5	148
KA DD08 16	1	100	KC GD08 08	4	90
KA DD08 18	1	100	KC GD08 08	9	90
KA DD08 20	24	98	KD AA12 22	14	110
KA DD08 55	3A	90	KD AB06 11	5	122
KA DD08 65	3B	90	KD CB08 16	23	98
KA DD08 80	14	90	KD DB04 08	21	110
KA DD08 85	13	90	KD DB10 18	2A	94
KA DF06 10	19	152	KD DB10 18	11	120
KA DF06 14	17	152	KD DB10 18	16	130
KA DF06 16	13	86	KD DB12 21	2	94
KA DF06 30	11	10	KH AA20 18	21	122
KA DT06 25	32	126	KH AA25 20	14	96
KA ED06 20	13	18	KH AA32 25	7	102
KA ED06 25	7	6	KH BA08 28	9	120
KA ED06 25	4	82	KP BB62 00	3	108
KA ED06 85	10	42	KP BB62 00	5	112

Parts Index



Part Number	Figure No.	Page No.	Part Number	Figure No.	Page No.
KP Bb62 00	4	114	LB U000 07	16	76
KP BB62 01	4	114	LB U000 12	28	126
KP BB62 01	4	116	LC A000 11	14	94
KP BB62 01	7B	118	LC H000 01	2	102
KP BB63 00	1	108	LC H000 01	18	126
KP BB63 00	1	112	LC L000 01	11A	90
KP BB63 00	3	114	LC L000 01	3	148
KP BB63 01	11	110	LC L000 02	4	110
KP BB63 01	3	114	LC L000 02	20	116
KP BB63 01	3	116	LD A000 12	7	94
KP BB63 01	7A	118	LD B000 14	3	88
KP BC60 04	8	114	LD B000 19	19	122
KP BC60 04	8	116	LD B000 44	5	38
KP BC60 04	5	118	LD B000 75	17	122
KP BF62 01	3A	42	LD F000 01	9	82
KP BF62 03	4	42	LE A000 03	6	122
KP BF62 03	2	46	LJ A000 04	14	46
LA A000 34	10	114	LJ A000 11	6	6
LA A000 34	10	116	NA	20	170
LA A000 34	2	118	NA	21	170
LA A000 49	15	122	PA 1210 41	25	130
LA C000 52	5	86	PA 1310 03	23	110
LA D000 26	14	16	PA 1312 04	1	104
LA D001 26	21	98	PA 1612 17	7	140
LA D001 43	5	156	PA 2310 02	1	154
LA D001 48	6	96	PA 4018 10	6	152
LA E000 05	5	58	PA 5212 14	4	22
LA E000 15	9	42	PA 5510 02	1	30
LA E000 48	11	92	PA 5512 05	14	30
LA J000 02	2	6	PA 5512 06	12	30
LB U000 07	13	74	PA 5512 07	2	30

Parts Index



Part Number	Figure No.	Page No.	Part Number	Figure No.	Page No.
PA 5810 38	5	8	PF 4010 00	1	146
PA 5812 24	4	6	PF 5010 89	1	42
PA 6210 05	7	54	PF 5111 33	1	6
PD 1716 16	12	78	PF 5112 03	5	18
PF 1130 28	2	96	PF 5112 09	1	18
PF 1138 01	3	122	PF 5310 23	1	26
PF 1210 02	21	146	PF 5410 18	2	42
PF 1210 03	22	146	PF 5410 43	10	26
PF 1210 73	7	128	PF 5410 72	1	46
PF 1316 16	6	110	PF 5412 37	1	62
PF 1610 05	7	124	PF 5412 40	6	62
PF 1610 07	10	124	PF 5412 42	6	86
PF 1610 09	26	126	PF 5412 49	3	62
PF 1610 10	29	126	PF 5412 54	7	58
PF 1610 11	25	126	PF 5412 55	3	58
PF 1610 12	30	126	PF 5412 56	1	58
PF 1610 13	10A	124	PF 5412 63	7	62
PF 1610 15	6	124	PF 5510 03	8	30
PF 1610 16	26	126	PF 5512 00	6	30
PF 1610 29	1	122	PF 5512 01	5	30
PF 1610 30	2	122	PF 5512 03	10	30
PF 1610 31	9	122	PF 5512 04	11	30
PF 1610 32	10	122	PF 5512 06	9	30
PF 1610 33	11	122	PF 5514 07	9	58
PF 1612 34	1	140	PF 5514 11	7	66
PF 1718 03	10	132	PF 5514 12	1	66
PF 2326 03	22	130	PF 5610 00	1	34
PF 2326 03	11	132	PF 5610 02	2	34
PF 2326 03	8	134	PF 5612 00	1	38
PF 3510 46	1	86	PF 5612 03	7	38
PF 3512 24	3	86	PF 5810 87	1	76

Parts Index



Part Number	Figure No.	Page No.	Part Number	Figure No.	Page No.
PF 5812 44	1	70	YD U160 05	5	138
PF 5812 64	1	72	YD U160 06	6	138
PF 5814 24	5	6	YD U160 07	7	138
PF 5824 01	4	10	YD U160 08	8	138
PF 5910 43	4	80	YD U160 09	1A	80
PF 5910 45	6	80			
PF 5913 60	1B	80			
PF 5913 78	4A	80			
PF 6210 03	1	54			
PF 6214 00	1	82			
PF 6214 09	2	82			
PF 6214 11	2	82			
YD M070 01	1A	80			
YD M110 01	3	146			
YD M110 05	3	146			
YD U100 01	1	80			
YD U100 02	6	136			
YD U100 02	13	138			
YD U100 03	4	136			
YD U100 03	12	138			
YD U100 04	7	136			
YD U100 05	9	136			
YD U100 06	5	136			
YD U100 07	6	136			
YD U100 07	13	138			
YD U100 10	9	136			
YD U120 01	1A	80			
YD U160 01	9	138			
YD U160 02	2	138			
YD U160 03	3	138			
YD U160 04	4	138			